

JAMB National Headquarters, Bwari, Abuja



2019 Policy Meeting: *Tuesday, 11th June, 2019*



TITBITS ON 2018 & 2019 REGISTRATION & UTME

a presentation of the

JOINT ADMISSIONS AND MATRICULATION BOARD

by

Is-haq Olanrewaju Oloyede *OFR, FNAL, FNIM*

Professor of Islamics & Registrar, JAMB

holding at the

Bola Babalakin Auditorium, Gbongan, Osun State

ON ADMISSIONS to



DEGREE



NIGERIA CERTIFICATE IN EDUCATION



NATIONAL DIPLOMA



NATIONAL INNOVATIVE DIPLOMA

Awarding Institutions

Introduction

Policy meeting has become a most potent strategic platform of JAMB to

- ✓ **share & validate the Board's vision**
- ✓ **solicit and obtain feedbacks & input on admission**
- ✓ **ensure buy-in of critical stakeholders**
- ✓ **generally exchange of information & awareness**
- ✓ **Policy formulation based on the Board's proposals**



2018

ADMISSION

VITAL STATISTICS



2018 ADMISSION PERFORMANCE REVIEW

... a journey into the immediate past

REPORT ON THE CONDUCT OF THE 2018 ADMISSIONS TO TERTIARY INSTITUTIONS

Meeting took vital decisions

The 2018 Policy Meeting guidelines & decisions were implemented

Desk Officers were assigned to institutions

The Central Admissions Processing System (CAPS) AS
VEHICLE

Minimum National UTME Score & realistic institutional UTME Scores were approved

- 120 for degree-awarding institutions
- 100 for ND, NID & NCE awarding institutions

THE FACTS OF 2018 ADMISSION I

Institutions	Candidates (UTME + DE)	DE	UTME (100+)	Total (100+ & DE)	UTME (140+)
851	1,793,018	140,020	1,607,748	1,747,648	1,543,036

O' level Results (UTME + DE)	5 O' Level Credits (100+) + DE	5 O' Level Credits (140+) & DE	5 O' Level Credits (100+) + English + DE	5 O' Level Credits (100+) + English/Ma ths + DE	5 O' Level Credits (140+) + English + DE	5 O' Level Credits (140+) + English + Maths + DE
1,303,991	1,250,315	1,215,352	1,229,973	1,204,823	1,196,739	1,172,936

TOTAL ADMISSION (7 th June, 2019)	TARGET
583,250	600,000

Real candidates, yet with?

THE FACTS OF 2018 ADMISSION II

~~582,786~~

~~1,793,018~~

~~UTME + DE~~

583,250

1,172,936

140 & above +
O' Level Credit Passes +
English + Mathematics

- Over 50% of Q (by O' level & cut off mark only) = A
- About 35% Q but nS (UTME combinations + Specific course Differential)
- About 7% = Q+S but R
- About 8% = Q+S but nA

Key:

S = Suitable Candidates

nS = not Suitable Candidates

Q = Qualified Candidates
(with O/L & UTME only not necessarily for required programme)

R = Rigid Candidates

A = Admitted Candidates

nA = Not Admitted Candidates

2018 DE & UTME PERFORMANCE OF THE ADMITTED CANDIDATES BY SCORE RANGE

S/N	RANGE	NO OF CANDIDATES ADMITTED	% ADMITTED CANDIDATES
1	DE	58,446	10.02
2	200 & above	207,487	35.57
3	160 - 199	242,158	41.52
4	140 - 159	66,391	11.38
5	120- 139	8,609	1.48
6	100 - 119	159	0.03
	TOTAL	583,250	100

2018 UTME ADMISSION BY INSTITUTIONAL CATEGORY

	A	B	C	D	E
PREFERENCE	Quota	TOTAL ADMISSIONS	% (B as % of A)	UNUSED QUOTA	% (D as % of A)
DEGREE	575,687	442,353	76.84	133,334	23.16
NCE	261,790	60,987	23.30	200,803	76.70
ND	121,968	79,351	65.06	42,617	34.94
NID	4,282	559	13.05	3,723	86.95
TOTAL	963,727	583,250	60.52	380,477	39.48

2018 UTME ADMISSION BY INSTITUTIONAL CATEGORY (cont'd)

INSTITUTION	FEDERAL	STATE	PRIVATE	TOTAL	VACANCY NOT USED
UNIVERSITIES/ DEGREE- AWARDING	(267,189) 235,474	(218,974) 181,182	(89,524) 25,697	(575,687) 442,353	133,334
COLLEGES OF EDUCATION	(88,850) 32,801	(147,620) 26,586	(25,320) 1,600	(261,790) 60,987	200,803
POLYTECHNICS/ MONOTECHNICS	(50,705) 38,917	(59,376) 37,081	(11,887) 3,353	(121,968) 79,351	42,617
INNOVATION ENTERPRISE INSTITUTIONS		(4,282) 559		(4,282) 559	3,723

*Institution quotas are in **RED**, Candidates admitted are in **BLACK***

QUOTA FOR ALL TERTIARY INSTITUTIONS

TOTAL QUOTA	TOTAL USED QUOTA	TOTAL UNUSED QUOTA (VACANCY)
963,727	583,250	380,477

...why the vacancies (wide gap) & yet some candidates are still not admitted?

2018 INSTITUTIONS ADMISSION (First 10 Universities)

S/ N	INSTITUTION	NO. OF APPLICANTS	QUOTA (A)	NO. ADMITTED (B)	% (B to A)
1	University Of Ilorin, Ilorin, Kwara State	86,401	12,960	12,996	100.28
2	University Of Benin, Benin City, Edo State	70,322	12,464	12,457	99.94
3	University Of Maiduguri, Borno State	39,611	11,191	11,179	99.89
4	University Of Calabar, Calabar, Cross River State	31,956	10,670	10,624	99.57
5	University Of Nigeria Nsukka, Enugu State	66,486	11,000	9,369	85.17
6	Bayero University, Kano, Kano State	56,261	9,891	9,033	91.33
7	University Of Jos, Jos, Plateau State	46,082	9,466	8,878	93.79
8	University Of Lagos, Lagos State	62,436	9,204	8,835	95.99
9	Ahmadu Bello University, Zaria, Kaduna State	74,635	12,595	8,765	69.59
10	Nnamdi Azikiwe University, Awka, Anambra State	48,554	9,797	8,633	88.12

2018 INSTITUTIONS ADMISSION **(First 10 Polytechnics/Monotechnics)**

S/ N	INSTITUTION	NO. OF APPLICANTS	QUOTA (A)	NO. ADMITTED (B)	% (B to A)
1	Kaduna Polytechnic, Kaduna, Kaduna State	3922	5690	5685	99.91
2	Yaba College Of Technology, Yaba, Lagos State	5275	4185	4182	99.93
3	The Polytechnic, Ibadan, Oyo State	4075	2700	2700	100.00
4	Lagos State Poly, Ikorodu, Lagos State	3629	2529	2527	99.92
5	Ogun State Institute Of Tech(formerly Gateway Ict Poly), Igbesa, Ogun State	400	2441	2397	98.20
6	Kano State Polytechnic, Kano, Kano State	258	2350	2344	99.74
7	Federal Polytechnic, Bauchi, Bauchi State	448	2945	2254	76.54
8	Federal Polytechnic, Offa, Kwara State	4456	2214	2209	99.77
9	Federal Polytechnic,ilaro, Ogun State	5258	2160	2108	97.59
10	Nuhu Bamalli Polytechnic, Zaria, Kaduna State	1202	1936	1936	100.00

2018 INSTITUTIONS ADMISSION (First 10 Colleges of Education)

S/ N	INSTITUTION	NO. OF APPLICANTS	QUOTA (A)	NO. ADMITTED (B)	% (B to A)
1	Federal College Of Education, Zaria	2836	6470	4672	72.21
2	College Of Education, Akwanga	1950	4470	3601	80.56
3	Federal College Of Education, Kano	1559	6970	3563	51.12
4	Federal College Of Education (Tech.), Gombe, Gombe State	1453	6030	2990	49.59
5	Federal College Of Education, Pankshin, Plateau State	658	4850	2623	54.08
6	Federal College Of Education (Tech.), Potiskum, Yobe State	2244	3000	2532	84.40
7	Federal College Of Education, Osiele, Abeokuta,	681	4280	2496	58.32
8	Federal College Of Education (Special), Oyo, Oyo State	272	5040	2376	47.14
9	FCT College Of Education, Zuba, Abuja	945	4300	2250	52.33
10	College Of Education, Gindiri, Plateau State	385	4170	2065	49.52

INSTITUTIONS ADMISSION (First 10 IEs)

S/ N	INSTITUTION	NO. OF APPLICANTS	QUOTA (A)	NO. ADMITTED (B)	% (B to A)
1	Eko College Of Management And Technology, Ikotun, Lagos State	0	140	111	79.29
2	Federal College Of Forestry, Mechanisation, Afaka, Kaduna, Kaduna State	2	99	108	109.09
3	PEFTI Film Institute, Lagos, Lagos State	26	150	79	52.67
4	Global Maritime Academy, Ogoni-olomu, Ughelli South, Delta State	25	120	53	44.17
5	Highland College Of Technology And Further Education, Ibadan, Oyo State	1	60	32	53.33
6	Complete Computers And Tech Institute, 11 Adesuwa Grammar Sch Rd, GRA, Benin	18	120	24	20.00
7	Ibrahim Shehu Shema ICT And Business Institute, Katsina, Katsina State	9	200	22	11.00
8	Digital Bridge Institute, Oshodi, Lagos State	5	150	22	14.67
9	Conarina Maritime Academy, Oria, Abraka	24	70	21	30.00
10	Mario Institute Of Hospitality Mgt And Entrepreneurship Educ. Nsukka, Enugu State	15	60	15	25.00



2018 UTME ADMISSION

National Spread

SUMMARY OF NATIONAL SPREAD

(First 10 Institutions with at least 1 candidate in every
One of the 37 States of the Federation)

S/N	INSTITUTION	QUOTA	NO. OF STATES COVERED
1	University Of Ilorin, Ilorin, Kwara State	12,996	38
2	University Of Maiduguri, Borno State	11,179	38
3	University Of Nigeria Nsukka, Enugu State	9,369	38
4	University Of Jos, Jos, Plateau State	8,878	38
5	Ahmadu Bello University, Zaria, Kaduna State	8,765	38
6	Bayero University, Kano, Kano State	9,033	37
7	University Of Lagos, Lagos State	8,835	37
8	University Of Abuja, Abuja, Fct	7,106	37
9	Federal University, Dutsin-ma, Katsina State	5,806	37
10	Kaduna Polytechnic, Kaduna, Kaduna State	5,719	37
11	Usmanu Danfodio University, Sokoto, Sokoto State	5,676	37

SUMMARY OF NATIONAL SPREAD

(First 10 that effectively covered the States)

S/N	INSTITUTION NAME	TOTAL	EXPECTED MINIMUM PER STATE	NO. OF EFFECTIVELY COVERED STATES (1/400)
1	KADUNA POLYTECHNIC, KADUNA, KADUNA STATE	5723	14	34
2	Ahmadu Bello University, Zaria, Kaduna State	8760	23	33
3	Federal University, Dutsin-ma, Katsina State	5626	14	33
4	University Of Abuja, Abuja, Fct	6919	17	32
5	University Of Jos, Jos, Plateau State	7999	20	31
6	Usmanu Danfodio University, Sokoto, Sokoto State	5679	14	30
7	Federal University Of Technology, Minna, Niger State	4844	12	28
8	University Of Maiduguri, Borno State	11181	28	21
9	University Of Ilorin, Ilorin, Kwara State	13000	33	17
10	University Of Nigeria Nsukka, Enugu State	9117	23	14

RECONCILIATION OF CONTRADICTION VACANCIES/NO ADMISSIONS



awaiting results

multiple registrations (Fake inflated figure)

**multiple exam scores with variants of name of
same candidates (with the intent of correcting later)**

2018 UTME: Statistics of Candidates with UTME High Scores but Not Admitted

RANGE OF SCORE	NO OF CADIDATES NOT ADMITTED	PERCENTAGE (%) of basically Qualified
200 & above	207,673	17.71
250 & above	24,818	2.12
280 & above	4,458	0.38
300 & above	1,000	0.09

PERCEPTION ERRORS

High UTME Scorers – 2018 Admission status

SCORE RANGE	TOTAL	NUMBER ADMITTED	NUMBER NOT ADMITTED
300 & above	4,683	3,683	1,000
280 - 299	11,320	7,862	3,458

(70% of complaints baseless)

ANALYSIS OF RIGIDITY: **Not Admitted** High Scorers in 2018 UTME Admission Exercise

SCORE RANGE	NO OF CANDIDATES	MEDICINE	PHARMACY	ENGINEERING	LAW	O' LEVEL DEFICIT
300 & above	1,000	497 (49.5%)	43 (4.2%)	198 (19.9%)	7 (0.79%)	352 (35%)
280 – 299	3,458	1,479 (42.77%)	197 (5.7%)	509 (14.72%)	196 (5.67%)	1,077 (31.1%)

OTHER CAUSATIVES OF non-ADMISSION

(apart from over subscription of few Programmes)



Wrong O' Level subject combination

Low (Post UTME) screening score

UTME-combination deficiency

Non-acceptance of Offer

Duplication of application

Absent from POST UTME Screening

Late change of Institution & Mismatch of Catchment

GRADING OPTIONS FOR ADMISSION

(2018 & 2019)

S/N	UTME (%)	SCREENING (%) including O' level scores & others	AGGREGATE (%)
1.	100	0	100
2.	75	25	100
3.	50	50	100

SOME 2018 MERIT CUT-OFF MARKS

S/N	INSTITUTION	MBBS	ELECTRICAL ENGINEERING	PHARMACY	LAW	ACCOUNTING
1	Federal University, Oye-Ekiti	-	64.30	72.00	-	66.90
2	O. A. U, Ile-Ife	79.00	71.00	-	-	54.00*
3	University of Abuja	77.35	63.60	-	70.20	65.92
4	University of Benin	77.00	71.00	71.50	76.00	65.00
5	University of Ilorin	56.83**	51.33	54.96	51.33	51.33
6	University of Jos	75.55	63.00	70.00	68.00	68.00
7	University of Lagos	81.52	79.20	75.17	71.65	73.72
8	University of Port-Harcourt	71.00	55.00	63.00	68.00	54.00
9	University of Ibadan	76.50	71.00	61.00	74.75	-
10	Lagos State University	79.25	-	-	75.50	75.12

* S/N 643 instead of S/N180(190)

** Instead of S/N 90(100) for Merit , now go as low as S/N 597 to pick Ekiti, 62.92 as lowest.

The lowest merit is 62.92 (Not 56.83)

2018 UTME: PADDING OF ADMISSION

University of Ilorin, Ilorin

CLAIM

- Transferred candidates to other programmes because they did not meet up with programmes' aggregates
- Skipped candidates because they did not upload O' level results

FACT

- CAPS revealed that the institution did not use the total ranking to arrive at aggregate
- the institutions weeded candidates to other programmes based on PUTME screening score only before adding the O' level gradings
- The institution lowered the Merit cut-off which allow 'candidates' with lower aggregates to come up (e.g. **MBBS 56.8**)

2018 UTME: PADDING OF ADMISSION

University of Abuja & University of Jos

CLAIM

The institutions skipped (jumped) some qualified candidates by saying the candidates did not upload their O' levels at the time of selection

FACT

- CAPS revealed that there was consideration of other candidates after the affected candidates uploaded their O' levels results
- The institutions later admitted them

2018 UTME: PADDING OF ADMISSION

University of Nigeria, Nsukka

SAVE MY
SOUL
COMPLAINTS
AGAINST
UNN

- The institution weeded some high-scoring candidates to other courses to allow preferred candidates come up
- 85382042 (Ugwuanyi Jane) applied for MBBS with score of 320 but was moved to Physiology
- Made to correct the anomaly

2018 UTME: PADDING OF ADMISSION

Traps & Solutions

S/N	MISCHIEF	CURE
1	Institutions deny PUTME test to disqualify candidates	All screening scores must be uploaded
2	Admitting unqualified candidates on Awaiting Result	Upload O' level results before approval
3	Weeding qualified candidates for preferred	i. Confirmation Text Message of candidates ii. No movement for merit candidates
4	Warehousing candidates for Pre-degree	Timeline & disappearance from portal
5	Stratification of candidates into programmes before summation of scores	i. Aggregate ii. Automation
6	Lowering of merit aggregate cut-off mark to jump others	Automation
7	Cutting off merit before 45%	Automation

2018 UTME: PADDING OF ADMISSION

Traps & Solutions (cont'd)

S/N	MISCHIEF	CURE
8	Combination of fingers	<ul style="list-style-type: none">i. Capturing of 10 fingersii. Deduplication across years
9	Total assimilation	<ul style="list-style-type: none">i. Institutions to use JAMB's BVR & pictures (for certificates)ii. No retake of already taken pictures & biometrics
10	Cheating	Increase the ban item to include ATM cards, erasers and keyholders
11	Using catchment to admit non-catchment candidates	Automation of Catchment
12	Cheating Technology	Counter Technology

CANDIDATES' ADMISSION WITH SCORE OF 120 & BELOW BY STATE OF ORIGIN

S/N	STATE	NUMBER OF CANDIDATES
1	ONDO	17
2	OGUN	16
3	KANO	11
4	BAUCHI	10
5	BORNO	10
6	OYO	10
7	YOBE	9
8	ADAMAWA	8
9	KADUNA	8
10	KOGI	8
11	NIGER	8
12	ENUGU	5
13	GOMBE	5
14	CROSS RIVER	4
15	EKITI	3
16	KATSINA	3
17	LAGOS	3
18	BENUE	2
19	DELTA	2

**CANDIDATES' ADMISSION WITH SCORE OF 120 & BELOW
BY STATE OF ORIGIN (CONT'D)**

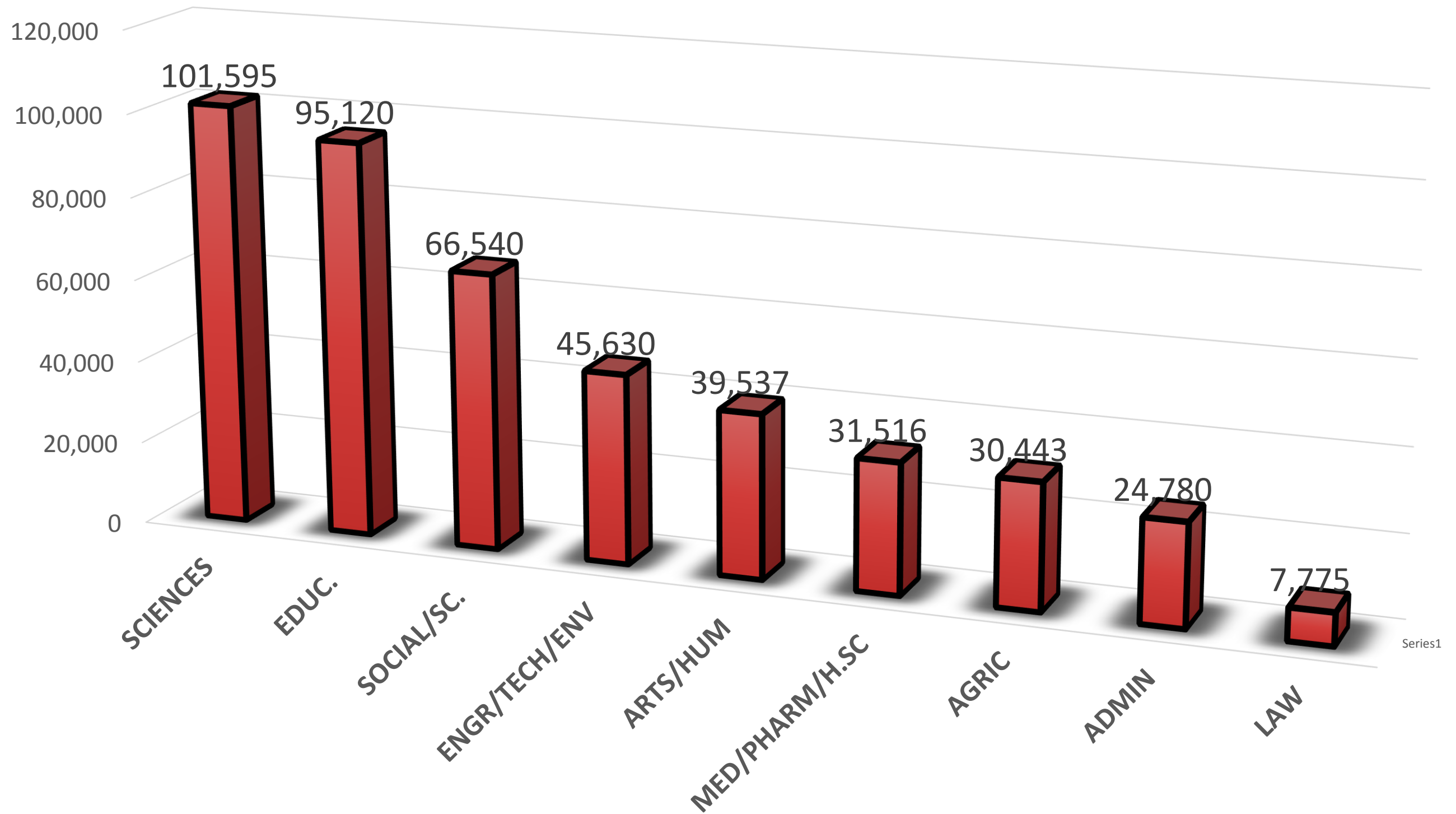
S/N	STATE	NUMBER OF CANDIDATES
20	EDO	2
21	IMO	2
22	JIGAWA	2
23	NASARAWA	2
24	OSUN	2
25	ABIA	1
26	AKWA IBOM	1
27	ANAMBRA	1
28	BAYELSA	1
29	FCT	1
30	KWARA	1
31	PLATEAU	1
32	EBONYI	0
33	KEBBI	0
34	RIVERS	0
35	SOKOTO	0
36	TARABA	0
37	ZAMFARA	0
38	OTHERS	0
	TOTAL	159

2018 UTME ADMISSION STATISTICS

(Number Institutions who Admitted Candidates with Scores Less than 140 by Geo-Political Zones)

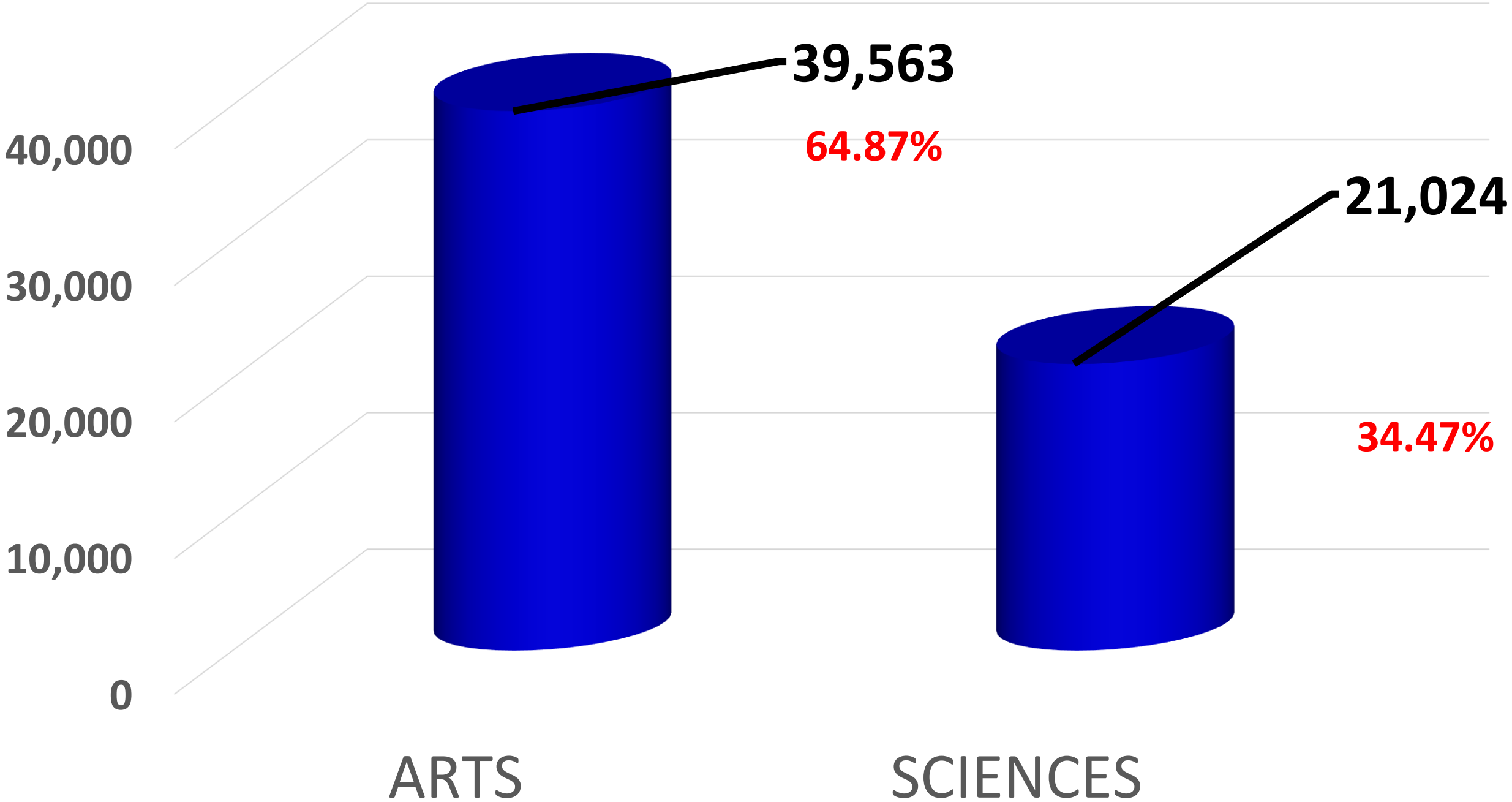
S/N	GEO-POLITICAL ZONE	NO OF INSTITUTIONS
1	South West	49
2	North West	45
3	North Central	39
4	North East	28
5	South South	26
6	South East	23
	TOTAL	210

2018 UTME ADMISSION STATISTICS BY FACULTY (DEGREE)

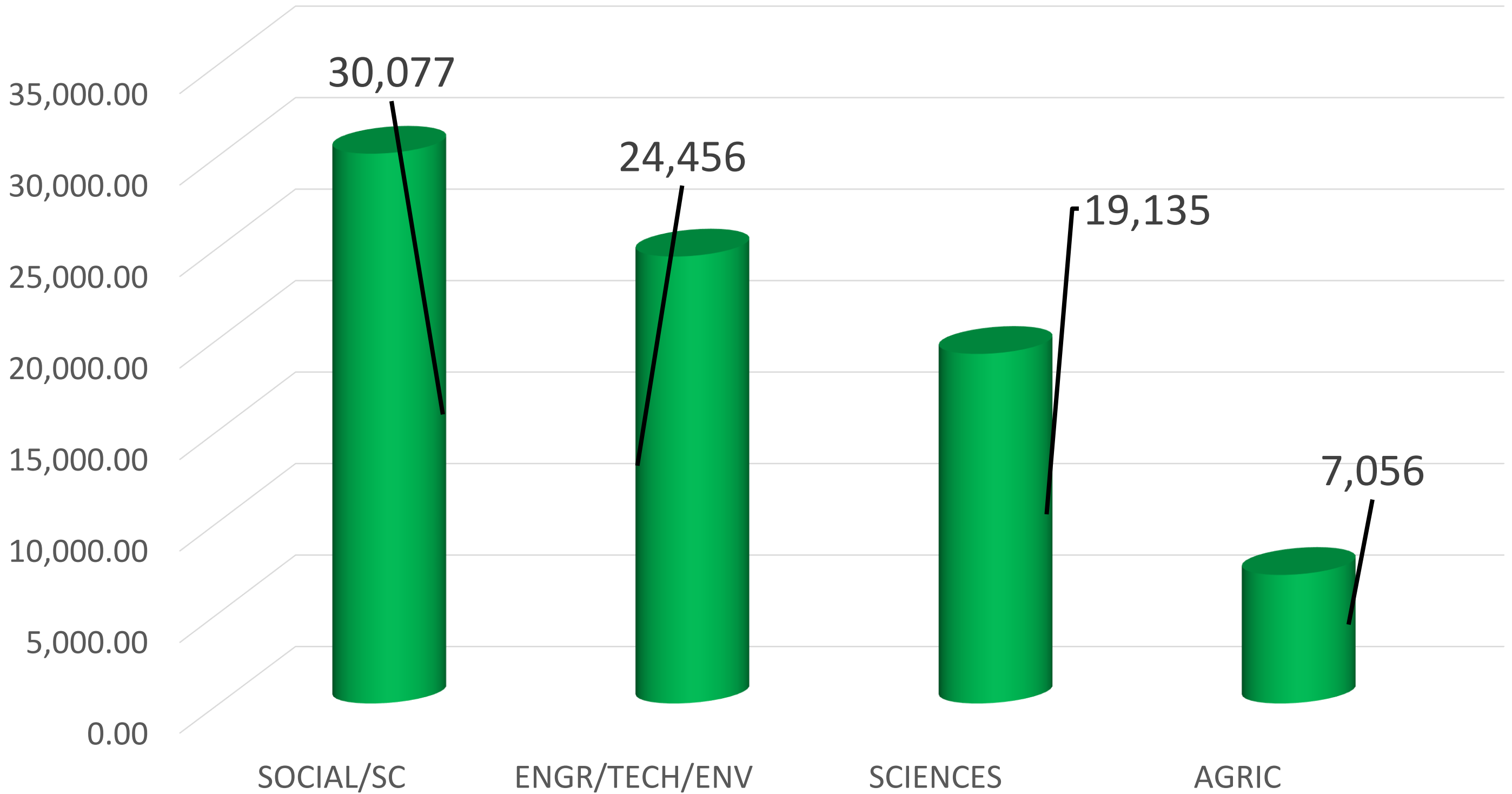


Series1

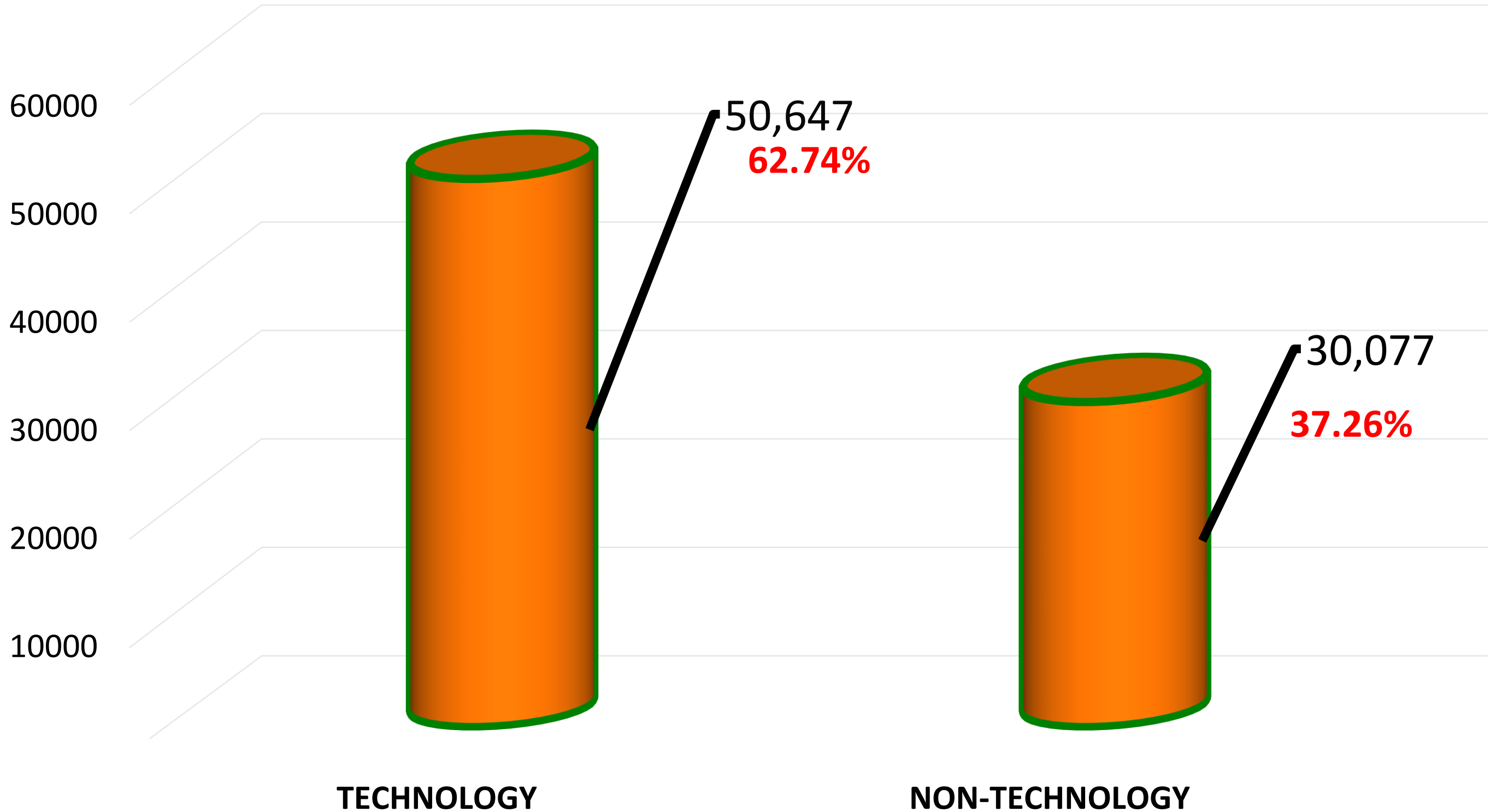
2018 UTME ADMISSION STATISTICS OF SCIENCE AND ART (NCE)



2018 UTME ADMISSION STATISTICS BY FACULTY (ND)



2018 UTME ADMISSION STATISTICS OF TECHNOLOGY AND NON-TECHNOLOGY RATIO (ND)



2018 UTME: Admission of Blind Candidates

APPEAL TO INSTITUTIONS

**The Board will
continue to appeal
to some Universities
& other tertiary
institutions to
admit all the blind
candidates that
meet the minimum
requirement for
admission**

2018 UTME: Admission of Blind Candidates



The Board commends and thanks the authorities of the following institutions for their compliance



SPECIAL TREATMENT OF BLIND CANDIDATES

*Special thanks to Bayero
University, Kano for
officially documenting the
reduction of cut-off score
for the blind candidates
from 180 to 150 & was
able to admit more blind
candidates*



ADMISSION OF BLIND CANDIDATES

S/N	INSTITUTION	NO. ADMITTED
1	Bayero University, Kano, Kano State	25
2	University Of Jos, Jos, Plateau State	18
3	Federal College Of Education (Special), Oyo, Oyo State	18
4	Nnamdi Azikiwe University, Awka, Anambra State	16
5	Saadatu Rimi College Of Education, Kumbotso, Kano State	7
6	University Of Lagos, Lagos State	6
7	Adekunle Ajasin University, Akungba-akoko, Ondo State	5
8	Adeyemi College Of Education, Ondo State. (Affl To OAU, Ile-ife)	5
9	Aminu Saleh College Of Education, Azare, Bauchi State	5
10	University Of Benin, Benin City, Edo State	3
11	Gombe State University, Tudun Wada, Gombe, Gombe State	3
12	Sule Lamido University, Kafin Hausa, Jigawa State	3

ADMISSION OF BLIND CANDIDATES (cont'd)

S/N	INSTITUTION	NO. ADMITTED
13	Kogi State University, Anyigba, Kogi State	3
14	Adeyemi College Of Education, Ondo, Ondo State	3
15	University Of Calabar, Calabar, Cross River State	2
16	University Of Ibadan, Ibadan, Oyo State	2
17	University Of Ilorin, Ilorin, Kwara State	2
18	Lagos State University, Ojo, Lagos State	2
19	Umaru Musa Yaradua University, Katsina, Katsina State	2
20	St. Augustine's College Of Education, Akoka, Lagos (Affl To Univ Of Ibadan)	2
21	Federal College Of Educ. (Special), Oyo, Oyo State	2
22	Federal University, Gusau, Zamfara State	1
23	University Of Maiduguri, Borno State	1
24	Obafemi Awolowo University, Ile-ife, Osun State	1

ADMISSION OF BLIND CANDIDATES (cont'd)

S/N	INSTITUTION	NO. ADMITTED
25	University Of Port-harcourt, Rivers State	1
26	Usmanu Danfodio University, Sokoto, Sokoto State	1
27	University Of Nigeria Nsukka, Enugu State	1
28	University Of Uyo, Akwa Ibom State	1
29	Ambrose Alli University, Ekpoma, Edo State	1
30	Adamawa State University, Mubi, Adamawa State	1
31	Akwa Ibom State University, Ikot-akpaden, Akwa Ibom State	1
32	Bauchi State University, Gadau, Bauchi State	1
33	Ignatius Ajuru University Of Education, Port Harcourt, Rivers State	1
34	Kaduna State University, Kaduna, Kaduna State	1
35	Nasarawa State University, Keffi, Nasarawa State	1
36	Yusuf Maitama Sule University, Kano, Kano State	1

ADMISSION OF BLIND CANDIDATES (cont'd)

S/N	INSTITUTION	NO. ADMITTED
37	Chrisland University, Owode, Ogun State	1
38	Alvan Ikoku College Of Education, Enugu State (Affl To Univ Of Nigera, Nsukka)	1
39	Federal College Of Education, Katsina (Affl To Bayero Univ, Kano)	1
40	Saadatu Rimi College Of Edu, Kumbotso, Kano State (Affl To Bayero Univ, Kano)	1
41	Lagos State Poly, Ikorodu, Lagos State	1
42	Alvan Ikoku College Of Education, Owerri, Imo State	1
43	Akwa-Ibom State College Of Education, Afaha-nsit, Akwa Ibom State	1
	TOTAL	156

ADMISSION OF BLIND CANDIDATES

.....increasing the tempo & participation

(Okebukola effect – Equal Opportunity Group)

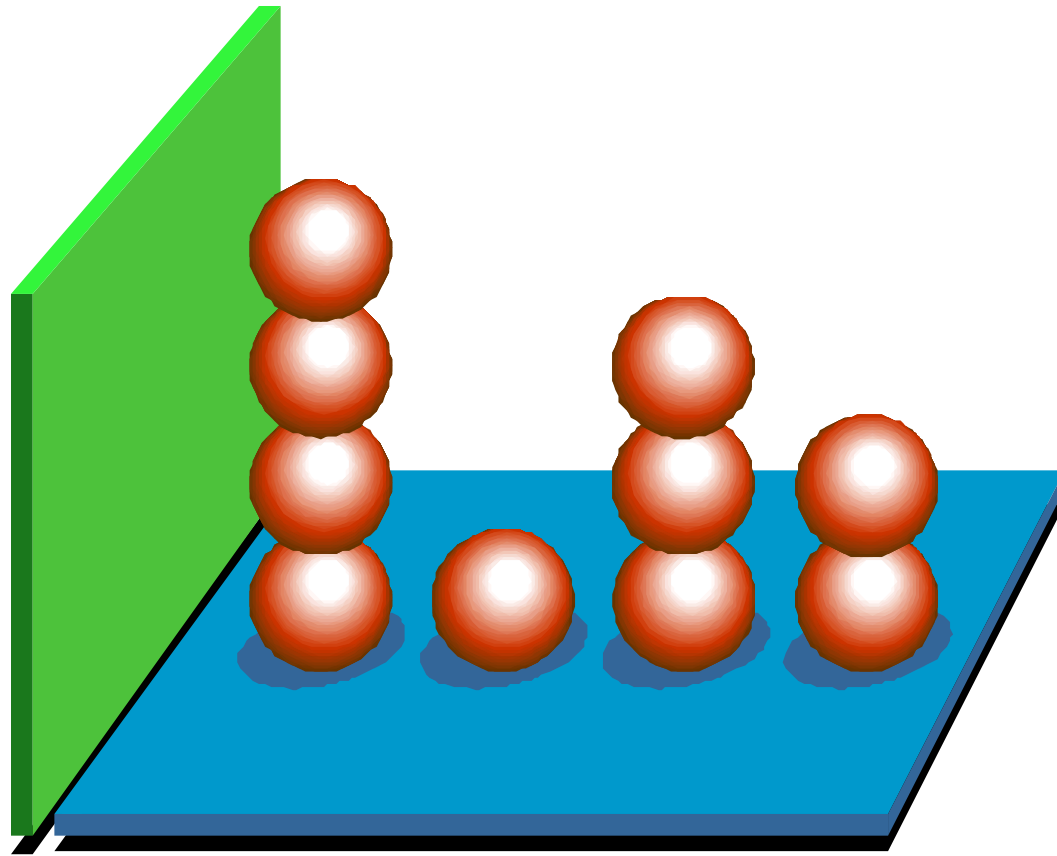


YEAR	2014	2015	2016	2017	2018
NO ADMITTED	44	72	142	145	156

**2018 UTME ADMISSION
INTO PRIVATE
UNIVERSITIES (FIRST 10)**



S/N	INSTITUTION	QUOTA	NO. ADMITTED
1	Babcock University, Ilishan-Remo, Ogun State	3,520	2341
2	Al-Qalam University, Katsina, Katsina State	2,500	2182
3	Afe Babalola University, Ado-Ekiti, Ekiti State	2,184	2043
4	Covenant University, Canaan Land, Ota, Ogun State	2,750	1519
5	Madonna University, Elele, Rivers State	3,300	1281
6	Lead City University, Ibadan, Oyo State	1,528	902
7	Caleb University, Imota, Lagos State	1,502	848
8	Bowen University, Iwo, Osun State	2,793	762
9	Landmark University, Omu-Aran, Kwara State	835	706
10	Redeemers University, Osun State	1,397	701



2018 UTME ADMISSION INTO PRIVATE COLLEGES OF EDUCATION (FIRST 10)

S/N	INSTITUTION	QUOTA	NO. ADMITTED
1	Arabic and Islamic College of Education, Potiskum	1,300	209
2	Oswald Waller College of Education, Shendam	2,700	129
3	Hill College of Education, Gwanji, Akwanga	1,480	110
4	Nana Aishat Memorial College of Education, Ilorin	1,500	41
5	African Thinkers Community of Inquiry College of Education, Enugu State	2,900	38
6	Institute of Ecumenical Education, Thinker Corner, Enugu, Enugu State	2,350	36
7	Michael and Cecilia Foundation College of Educ. Agbrha-Otor, Ughelli, Delta State	2,010	12
8	St. Augustine College of Education, Yaba, Lagos State	1,080	12
9	Assanusiyah College of Education, Ipetumodu, Osun State	1,250	7
10	ECWA College Of Education, Igbaja, Kwara State	1,000	5



**2018 UTME ADMISSION INTO
PRIVATE POLYTECHNICS (FIRST 10)**

S/N	INSTITUTION	QUOTA	NO. ADMITTED
1	Heritage Polytechnic, Ikot Udot, Akwa Ibom State	800	306
2	Ibadan City Polytechnic, Ibadan, Oyo State	260	254
3	Our Saviour Institute of Science And Technology (Polytechnic) Enugu, Enugu State	320	243
4	Lens Polytechnic, Offa, Kwara State.	300	200
5	Igbajo Polytechnic, Igbajo, Osun State	360	153
6	Dorben Polytechnic, Bwari-Garam Road, Fct-abuja	690	134
7	Best Solution Polytechnic, Akure, Ondo State.	253	100
8	The Polytechnic, Ile-Ife, Osun State	270	95
9	College of Technology, Iresi, Osun State	130	88
10	Temple-Gate Polytechnic, Osisoma, Abia State	720	60



2018 UTME ADMISSION INTO PRIVATE MONOTECHNICS

S/N	INSTITUTION	QUOTA	NO. ADMITTED
1	Nigerian Institute of Journalism, Ikeja, Lagos State	88	57
2	Emirate College of Health Science And Technology Kano	120	35
3	WAVECREST College of Catering & Hospitality Management, Lagos State	60	27
4	Aminu Dabo College of Health Science And Technology, Kano, Kano State	150	4



**2018 UTME ADMISSION
INTO IEIs (FIRST 10)**

S/N	INSTITUTION	QUOTA	NO. ADMITTED
1	Eko College of Management and Technology, Lagos	140	111
2	PEFTI Film Institute, Lagos, Lagos State	99	77
3	Global Maritime Academy, Ogoni-Olomu, Ughelli	150	53
4	Highland College of Technology and Further Education, Ibadan, Oyo State	120	32
5	Federal College of Forestry, Mechanisation, Afaka, Kaduna, Kaduna State	60	29
6	Complete Computers and Tech Institute, Benin City	120	22
7	Digital Bridge Institute, Oshodi, Lagos State	150	22
8	Ibrahim Shehu Shema ICT and Business Institute, Katsina, Katsina State	200	22
9	Conarina Maritime Academy, Oria, Abraka	70	21
10	Mario Institue of Hospitality Mgt and Entrepreneurship Educ. Nsukka, Enugu State	60	15

SUMMARY OF ADMISSION

(2008 – 2018)

YEAR	NUMBER ADMITTED
2008	361,805
2009	409,888
2010	479,539
2011	468,448
2012	497,427

YEAR	NUMBER ADMITTED
2013	513,207
2014	467,074
2015	522,856
2016	560,925
2017	566,641
2018	583,250

Excluding (non-documented):

- **National Open University of Nigeria (over 14,000 for 2018 alone)**
- **Part-time (at least 50% of Full-time)**
- **Sandwich (10% of Part-time)**
- **Distance Learning (0.05% of Part-time)**

Gross Enrolment Ratio (GER)

- ✓ In the GER ranking of countries, Nigeria is always disadvantaged
- ✓ Data of tertiary education doesn't factor the total enrolment of all providers
 - Schools of Nursing & Midwifery
 - CAILS e.t.c

$$\text{GER} = \frac{\text{Admitted}}{\text{Target Population}} \times \frac{100}{1}$$



CLAIMS AND FACTS

Our findings.....

FAKE NEWS/ALERT BY PARENTS

CLAIM

- ✓ Jideobi Joseph father to Jideobi Anthony with registration number 85088349FG raised alarm that his son applied to Federal University, Dutse to study medicine
- ✓ That he scored 295 in UTME & 256 in screening
- ✓ That the University refused to admit him when others with lower scores were admitted from the same State (Anambra)

FACTS

- ✓ **The boy was admitted into MBBS & had accepted at the time the father was writing to the Board but had not informed anyone**
- ✓ **The admission was approved & accepted on 16th October, 2018**
- ✓ **The father wrote to the Board on 17th October, 2018**

APPEAL TO REWARD EXCELLENCE

CLAIM

- ✓ A Royal Father wrote on behalf of Abraham Udomsinachi with Registration number 85421358DC
- ✓ That he scored 316 in UTME, 25/30 in screening & aggregate of 83.3
- ✓ That UNILAG refused to admit him and that will not augur well for their educational developments

FACTS



The boy was admitted on MERIT into Mechanical Engineering but yet to accept at the time the Royal Father wrote to the Board



Let us be conscious of making allegations that can not be substantiated

Weighty allegations should be thoroughly investigated to avoid misleading the Public

We are now tracking best graduating students in every institution viz-a-viz their UTME score



2019 UTME REGISTRATION

Successful admission begins with proper registration by following the instructions and institutional/programme requirements such as subject combinations

1. Profile Creation From Home

**Unique identifier was
Cellphone number
including e-mail**



**It ties any PIN vended to a
candidate's telephone number
and:**

prevents theft of ePINs

**prevents malicious use of
ePIN**

**enhances security of the
sales process**

ensures accountability

**Removal of Error in
Name-Writing**

REGISTRATION PROCESS: A reminder

Profile Creation from Home by Candidates Using Cellphones - Text (SMS)

1. **Sends his/her Surname, First Name & Middle Name (where applicable). This was maximum of 38 characters + 2 spaces between names = 40 characters in all to JAMB short code of 55019**
2. **One cell number (mobile number) can be used by one candidate only**
3. **A profile code of 10 characters was received by the candidate on the same Cellphone number which was used to procure the ePIN**



PROFILE SELF HELP IN CASE OF MISTAKE / LOSS

To correct a mistake in candidate's name, resend a text message (from the registered number)

**[CORRECT Surname Firstname Middlename] to
55019**

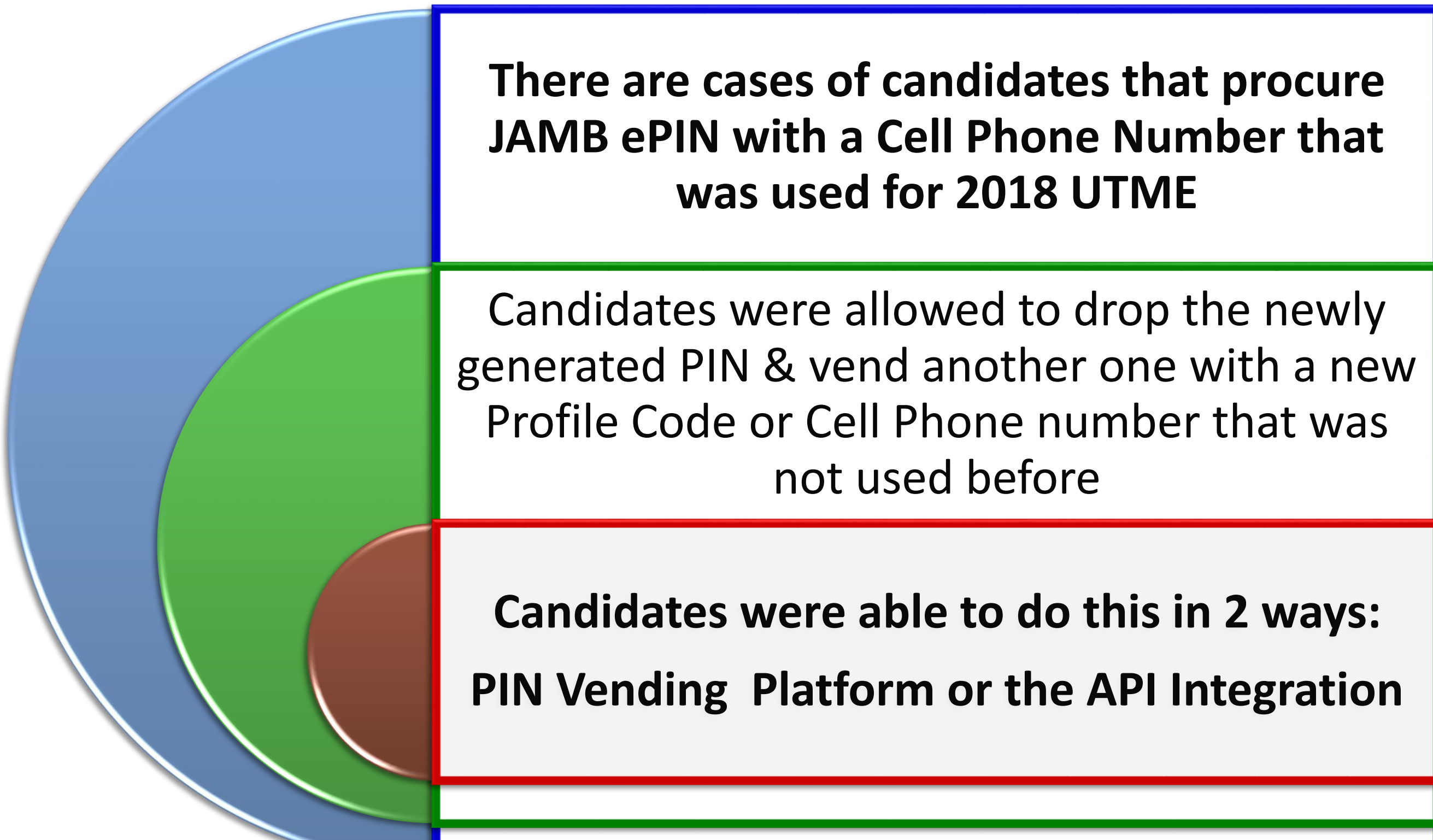
To retrieve a lost profile code, resend a text message (from the registered number)

[RESEND] to 55019

SELF HELP ON ePIN

- ✓ If ePIN is not Received or Lost, send [UTMEPIN] or [DEPIN] to 55019 for UTME or DE respectively from the registered cell phone number
- ✓ The ePIN would then be retrieved & delivered on the candidate's registered cell phone number

CORRECTION OF WRONG ePIN VENDED

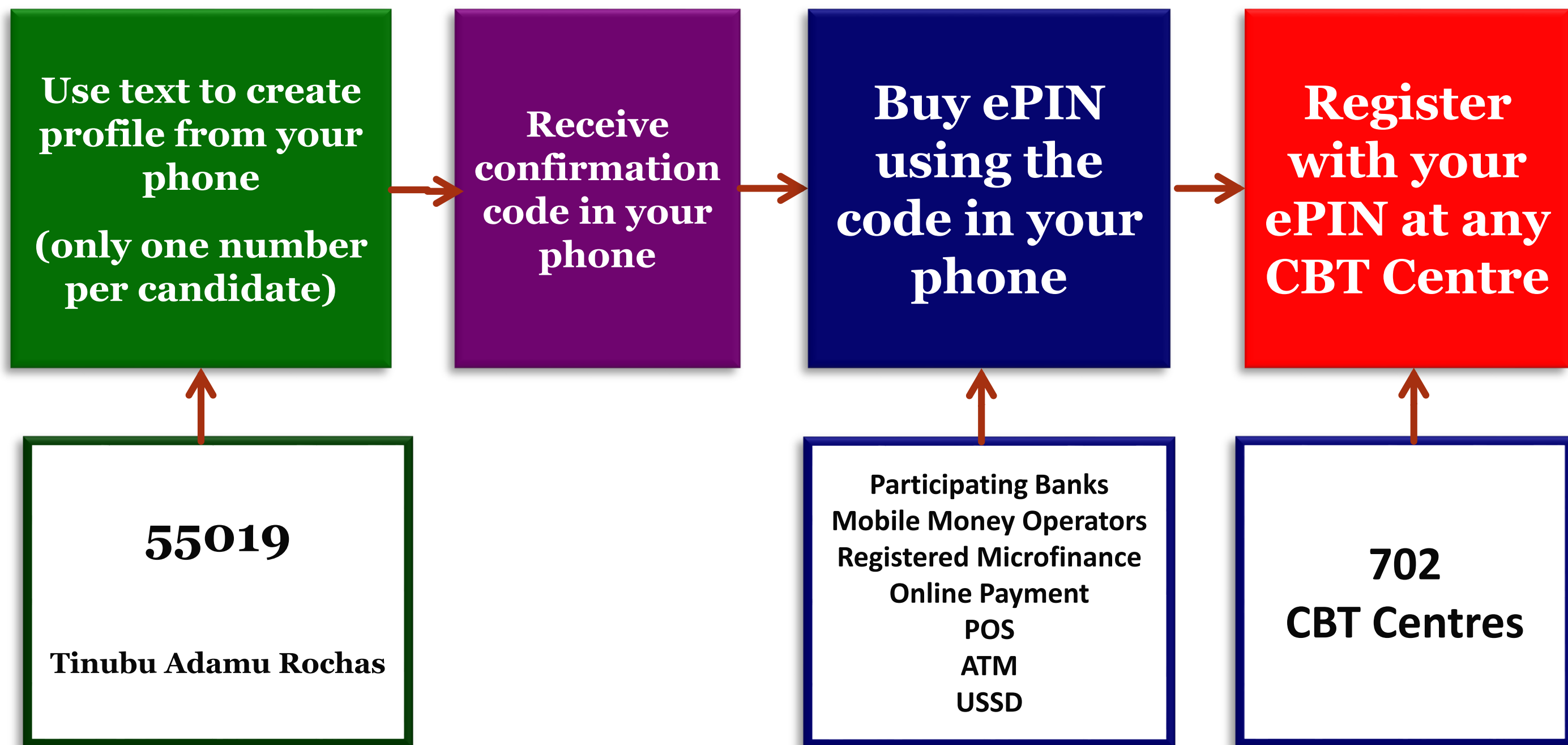


There are cases of candidates that procure JAMB ePIN with a Cell Phone Number that was used for 2018 UTME

Candidates were allowed to drop the newly generated PIN & vend another one with a new Profile Code or Cell Phone number that was not used before

**Candidates were able to do this in 2 ways:
PIN Vending Platform or the API Integration**

Payment & Registration Flow



EXPANDED JAMB ePIN SELLING POINTS

- ✓ **Participating Banks**
- ✓ **Mobile Money Operators including eTranzact
(Paga, Cellulant, Teasy Mobile e.t.c.)**
- ✓ **Registered Microfinance Banks –
(Ifesowapo, Regent, FUDMFB, Welfare MFB)**
- ✓ **Online Payment – Remita & Interswitch (Switches)**
- ✓ **POS (Citi-Serve)**
- ✓ **ATM (Interswitch)**
- ✓ **USSD (NIBSS & ERCAS) – for mobile banking**

INNOVATIONS FOR 2019 UTME

**New
measures &
activities**



INNOVATIONS FOR 2019 UTME (cont'd)

1.

**Robust item Bank
with appropriate
safe-guards**

Moving towards open
examination

.....with one million
questions per subject

INNOVATIONS FOR 2019 UTME (cont'd)

2.



Conducted online (weeding) Test for Technical Officers



Followed by Final Test for Technical Officers (Permanent & Adhoc Staff)

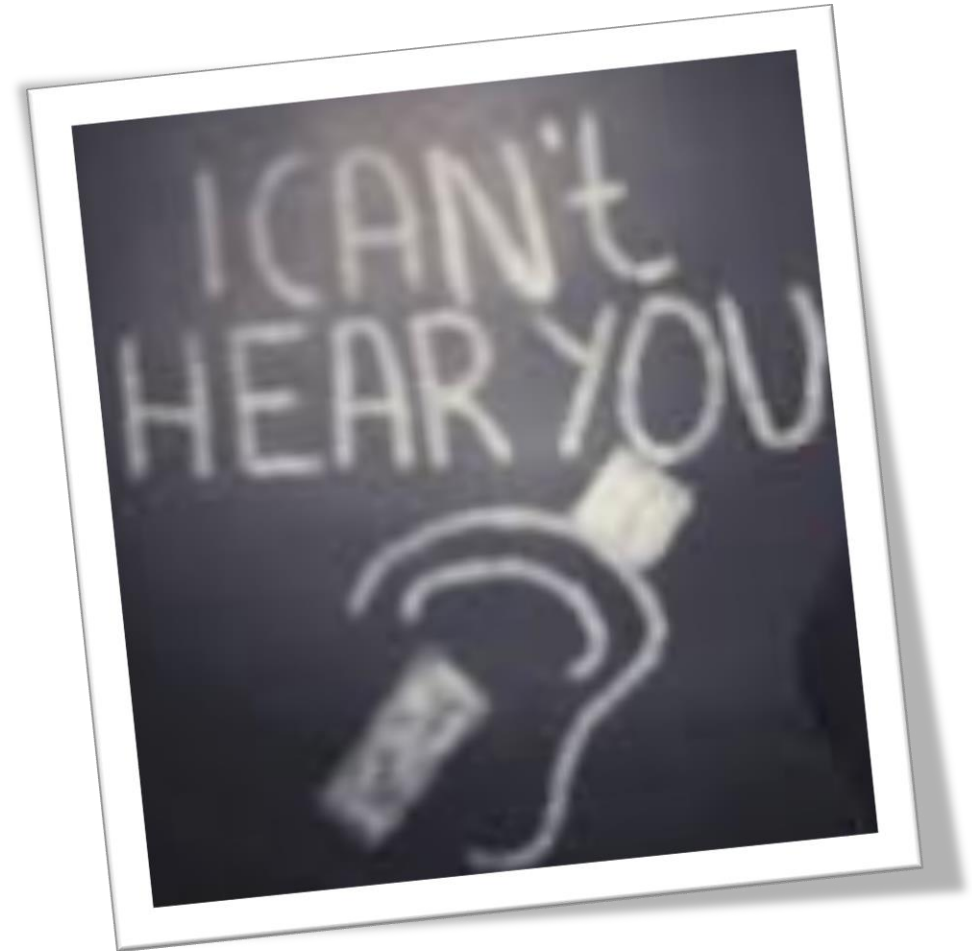


850 Candidates to pick 750

INNOVATIONS FOR 2019 UTME (cont'd)

3.


- A separate indicator was created for deaf (**mute**) to differentiate them for special attention at the examination Centres
- No exclusion



INNOVATIONS FOR 2019 UTME (cont'd)

4. The Blind

Efforts are on to provide options of Special Centres or mainstreaming



INNOVATIONS FOR 2019 UTME (cont'd)

5.



Enhanced
monitoring
System

✓ **Live Report on:**

- ✓ **centre that registered any candidate**
- ✓ **the time any candidate was registered**
- ✓ **who registered any candidate**
- ✓ **the computer system used to register any candidate**
- ✓ **the location of registration**

INNOVATIONS FOR 2019 UTME (cont'd)

6.

IBASS

Integrated
Brochure &
Syllabus
System

- ✓ **Webinar for staff, institutions, candidates on use of IBASS**
- ✓ **IBASS to:**
 - ✓ **update of brochure online by institutions, Regulatory Agencies & JAMB**
 - ✓ **Candidates have in it eligibility checker for:**
 - **Qualification**
 - **Institutions & course**
 - **Subject combinations of courses**
 - **Waivers by institutions for different courses**
 - **Syllabus of subjects to be tested**

INNOVATIONS FOR 2019 UTME (cont'd)

7.



Remote Network test
before final accreditation
& use of CBT centres

INNOVATIONS FOR 2019 UTME (cont'd)

8.

**Registration
Infractions**

....are now Examination Infractions

INNOVATIONS FOR 2019 UTME (cont'd)

9. One-Stop-Registration Point

- ✓ Candidates used to generate RRR from banks before registration
- ✓ Cybercafes extort the candidates
- ✓ RRR generation is now integrated with JAMB portal applications



INNOVATIONS FOR 2019 UTME (cont'd)

10. UNIFIED PAYMENT (Additional Payment Option)



Accepts all types of ATM cards with no extra charges
(Mastercard, Visa, Verve, e.t.c.)

In addition to banks, online payment platforms, mobile money operators & NIPOST

INNOVATIONS FOR 2019 UTME (cont'd)

11. Use of Profile code to Eliminate Exploitation

- Presentation of email address/code password has been outlawed – They are personal
- **Candidates now use profile codes sent to their cell phones for all services**
- Profile creation also allows use of SMS
- **Extortion & stealing of security codes by cybercafes & tutorial operators stopped**



INNOVATIONS FOR 2019 UTME (cont'd)

12. Use of Center User Account



- ✓ CBT Centres no longer require password from candidates to provide any of the services to them
- ✓ All they need is to **login with CBT Centre User Account** & enter the candidate's email/profile code/registered cell phone number to render the service
- ✓ login activities are then tracked
- ✓ It is now an **offence** to demand for any password of candidate before rendering any service

INNOVATIONS FOR 2019 UTME (cont'd)

13. International Strategic Roundtable



- the Board has held two retreats in Dakar, Senegal (November, 2018) & Transcorp, Abuja (February, 2019)
- **The heat is on fraudsters**

INNOVATIONS FOR 2019 UTME (cont'd)

14. Use of Stock Manager

(stock.jamb.gov.ng)



- Ensures delivery of materials to candidates
- Monitors & redistributes materials when necessary
- Detect sharp practices
- Eliminate stock of thousands of materials which ought to have been distributed

The Board is thinking of disposal of millions of calculators, reading texts & CDs in stores all over the country

INNOVATIONS FOR 2019 UTME (cont'd)

15. Mandatory Biometric Verification

- ✓ All candidates whose fingerprints could not be captured during registration from Centres across the country were brought to JAMB HQ & were registered appropriately
- ✓ JAMB paid for their transportation for the 2 trips
- ✓ They were brought to JAMB HQ in Abuja to also sit for their examination and **NOT** any other Centre
- ✓ The data is now real – (2 in 250 as against 25 in 250)



MANDATORY BIOMETRIC VERIFICATION (cont'd)



- ✓ Any candidate that could not be verified by BVM **WAS NOT** allowed to sit for the examination under any guise
- ✓ Each Centre was provided with Cleanser to correct issues of wet fingers, paintings etc
- ✓ BVM was the only form of attendance Register
- ✓ The slogan was “No Biometric Verification, No Examination”

discretion was NOT allowed

AVAILABILITY OF BIOMETRICS DATA & IMAGES



- ✓ JAMB shall make available to each institution the biometric data & images of candidates that selected each institution
- ✓ Each institution will be given access on JAMB portal to verify online each candidate who presents him/herself for post UTME screening or admission
- ✓ Purpose is to eliminate the need for another picture or biometrics capture by any institution
- ✓ This will ensure that the same passport photograph & biometric data which were captured remains the same even when candidate is eventually admitted

For emphasis, each institution is expected to rely only on images & biometric data access from JAMB portal

'EXAMINATION IS A WAR': The South Africa Experience

- ✓ Weltevrede, a 26-year-old male teacher at Mabusabesala Secondary School walking among pupils in examination Hall with a rifle on a strap hanging from his shoulder.
- ✓ This incident happened **last week**, while the Grade 11 pupils were writing their Tourism paper
- ✓ The Mpumalanga Education Department said "Given the nature of this incident, the school has been directed to open a case with the police. The department will monitor the developments at this school very closely"

REGISTRATION (2015 – 2019)

YEAR	UTME	DE	TOTAL
2015	1,475,600	168,472	1,644,072
2016	1,592,462	172,397	1,764,859
2017	1,722,269	160,290	1,882,559
2018	1,653,127	139,891	1,793,018
2019	1,886,509	103,173	1,989,682

CHALLENGES DURING REGISTRATION

1. IMPERSONATION

2. a. Illegitimate movement of Routers to unregistered locations

b. Illegal extension of registration points from the Centre network to other locations

c. Extortion of candidates by some Centres

d. Attempts on cloning of Registration SIMs – use of Technology

CHALLENGES

DURING REGISTRATION(cont'd)

- e. Syndicates of CBT Centres & Cyber cafes/Tutorial operators (Association of Tutorial School Operators – ATSO)**
- f. Candidates insistence on patronizing cybercafes for unholy services**
- g. Sale of materials related to JAMB registration or examination at Centres (Compact Disc, examination pack, examination question & answer, etc)**
- h. Erosion of values – Parents/trust with ATM cards**

EROSION OF VALUES:

EXAMINATION MALPRACTICE: a global phenomenon

- **New post on Premium Times Nigeria (March 16, 2019)**
- **Why rich parents are more likely to be unethical**

<Httpa://www.premiumtimesng.com/entertainment/naija-fashion/320640-why-rich-parents-are-more-likely-to-be-unethical.html>



EROSION OF VALUES:

Exacerbation of Examination Malpractice in Nigeria

- ✓ Caused by insatiable greed & desperate antics of parents who are hell-bent on inducting their innocent & not-so-innocent children into the world of sharp practices & corruption
- ✓ Given circumstances made it difficult for the Board in 2017 to adopt the international best practice of pre-release clinical scrutiny of results the examination of this nature.
- ✓ We released the 2017 & 2018 UTME results almost within 24hours of each session to convince the doubting Thomases that the expeditious release of CBT results was not beyond our capacity.

EROSION OF VALUES:


Exacerbation of Examination Malpractice in Nigeria (cont'd)

- ✓ At release of 2018 results, JAMB publicly announced that the results of the 2019 UTME would not be released until we subject the procedure to some scrutiny
- ✓ To ascertaining the degree of success of the structures, infrastructure, policies & processes put in place to checkmate the not very few among us who believe in pervasively illegitimate means of achieving set ambitious & goals.
- ✓ **What we found out is unbelievable !!!**



FORGERS AND FRAUDSTERS:

- ✓ Cluster of fraudsters who had been benefitting from examination malpractice went to the extent of **forging the Registrar's signature**, writing fictitious petitions, threatening the government that heavens would fall except certain rules are relaxed
- ✓ They were also engaging in other unbecoming conduct to pressurise the Board to capitulate to their desires.
- ✓ They were mistaken. **We are grateful to Government especially FME**



Way forward

- ✓ **Partnering security operatives & relevant agencies on cyber crimes**
- ✓ **Engaging the machineries & sponsoring them in order to tap from their knowledge**
- ✓ **Movement of some services to the registration portal in order to prevent extortion of candidates**

WHO CAN REGISTER & SIT FOR UTME IN A FOREIGN CENTRE?

Reminder!!!

- ✓ **A non-Nigerian**
- ✓ **A Nigerian who is a product of a foreign Secondary School system**
- ✓ **A Nigerian who is a confirmed resident in a foreign country (6 month-stay at the minimum)**



.....foreign candidates must fulfil one of the conditions above



**AWAITING RESULT
CANDIDATES**

Our Stand (Reminder!!!)

**JAMB
allowed
Awaiting
Result
Candidates
to register
& to also sit
for the 2019
UTME**

**These candidates can't be
considered for admission on
awaiting result status**

**They must upload their O' level results on the
Board's portal before the commencement of
admission exercise**

**Their O' level results form a crucial
part of their registration requirements**

**The Mathematics & English Language
myth for the Humanities**

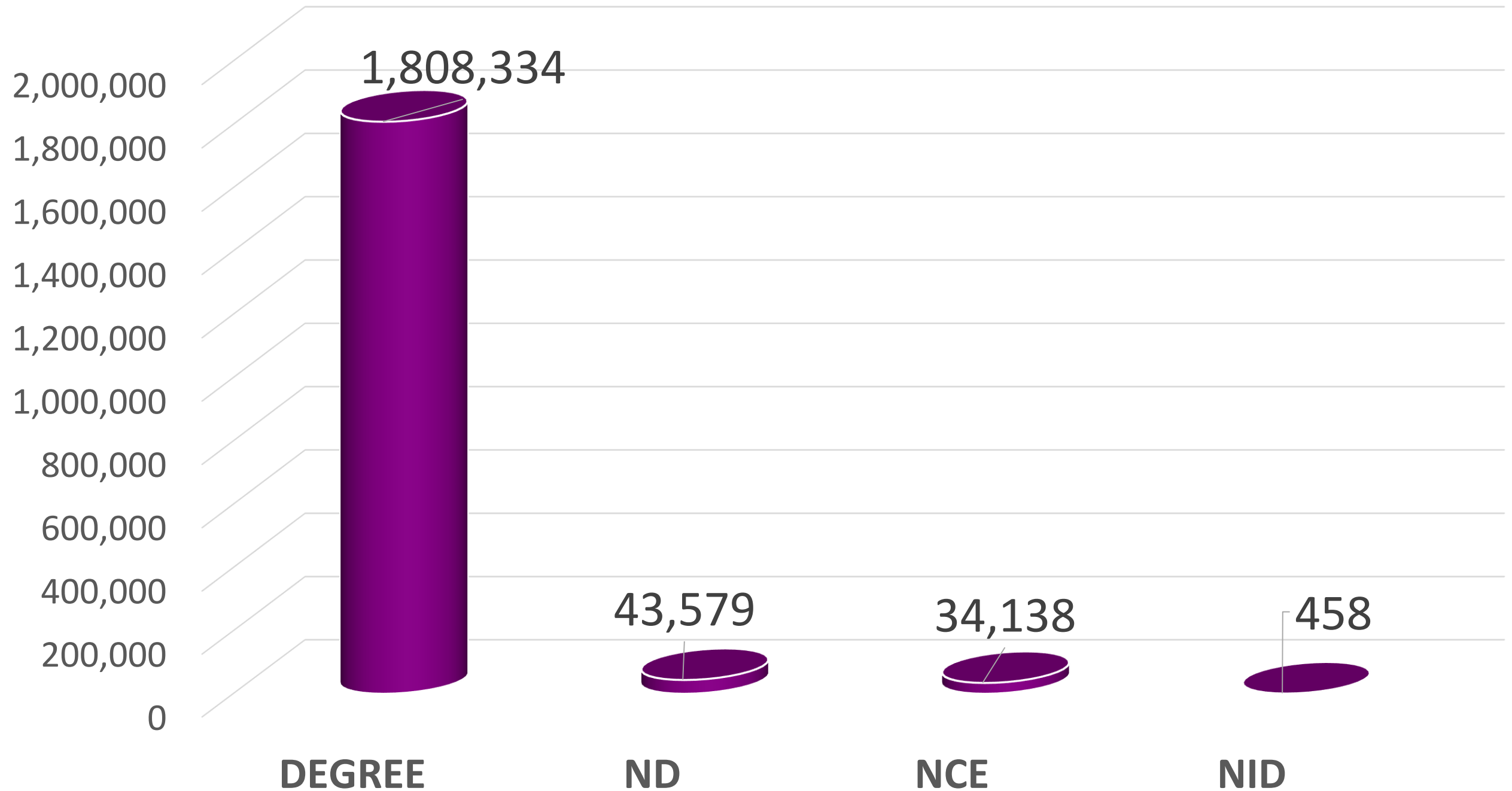


STATISTICAL REPORTS
on
2019 UTME APPLICATION

2019 Vs 2018 UTME APPLICATION BY FIRST (1ST) CHOICE PREFERENCE

PREFERENCE	2018		2019	
	TOTAL APPLICATIONS	PERCENTAGE (%)	TOTAL APPLICATIONS	PERCENTAGE (%)
DEGREE	1,558,686	94.29	1808334	95.86
NCE	24,524	1.48	34138	1.81
ND	69,712	4.22	43579	2.31
NID	205	0.01	458	0.02
TOTAL	1,653,127	100	1,886,509	100.00

GRAPHICAL PRESENTATION OF 2019 APPLICATION STATISTICS OF INSTITUTIONS BY 1ST CHOICE PREFERENCE



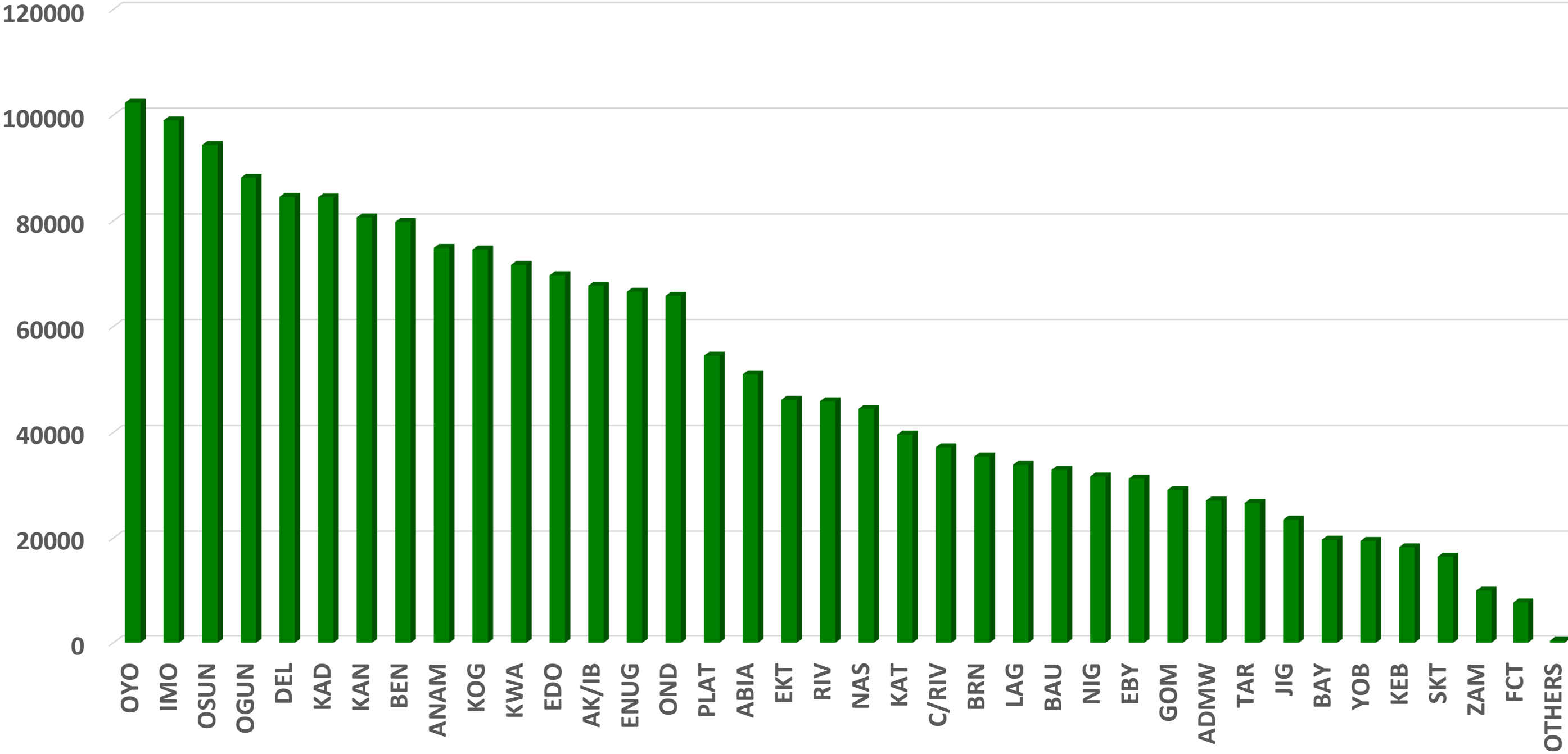
2019 UTME APPLICATION STATISTICS BY STATE OF ORIGIN

S/N	STATE	TOTAL	PERCENTAGE (%)
1	OYO	102,358	5.43
2	IMO	99,002	5.25
3	OSUN	94,381	5.00
4	OGUN	88,152	4.67
5	DELTA	84,518	4.48
6	KADUNA	84,431	4.48
7	KANO	80,638	4.27
8	BENUE	79,785	4.23
9	ANAMBRA	74,872	3.97
10	KOGI	74,553	3.95
11	KWARA	71,672	3.80
12	EDO	69,715	3.70
13	AKWA IBOM	67,738	3.59
14	ENUGU	66,594	3.53
15	ONDO	65,808	3.49
16	PLATEAU	54,504	2.89
17	ABIA	50,960	2.70
18	EKITI	46,153	2.45
19	RIVERS	45,862	2.43

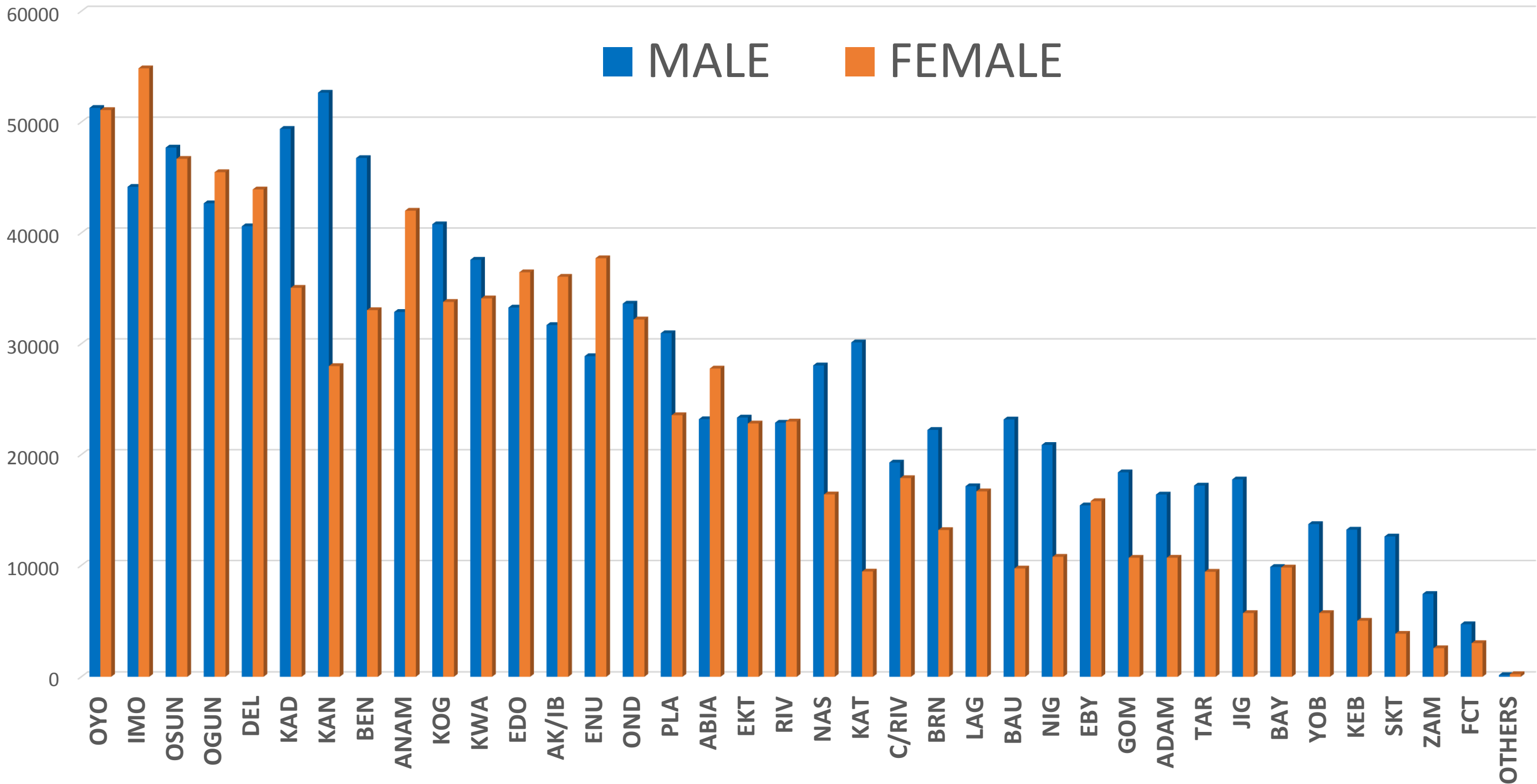
APPLICATION BY STATE OF ORIGIN CONT'D

S/N	STATE	TOTAL	PERCENTAGE (%)
20	NASARAWA	44,453	2.36
21	KATSINA	39,576	2.10
22	CROSS RIVER	37,166	1.97
23	BORNO	35,423	1.88
24	LAGOS	33,831	1.79
25	BAUCHI	32,902	1.74
26	NIGER	31,654	1.68
27	EBONYI	31,221	1.65
28	GOMBE	29,095	1.54
29	ADAMAWA	27,094	1.44
30	TARABA	26,637	1.41
31	JIGAWA	23,479	1.24
32	BAYELSA	19,680	1.04
33	YOBE	19,452	1.03
34	KEBBI	18,262	0.97
35	SOKOTO	16,473	0.87
36	ZAMFARA	9,999	0.53
37	FCT	7,736	0.41
38	OTHERS	392	0.02

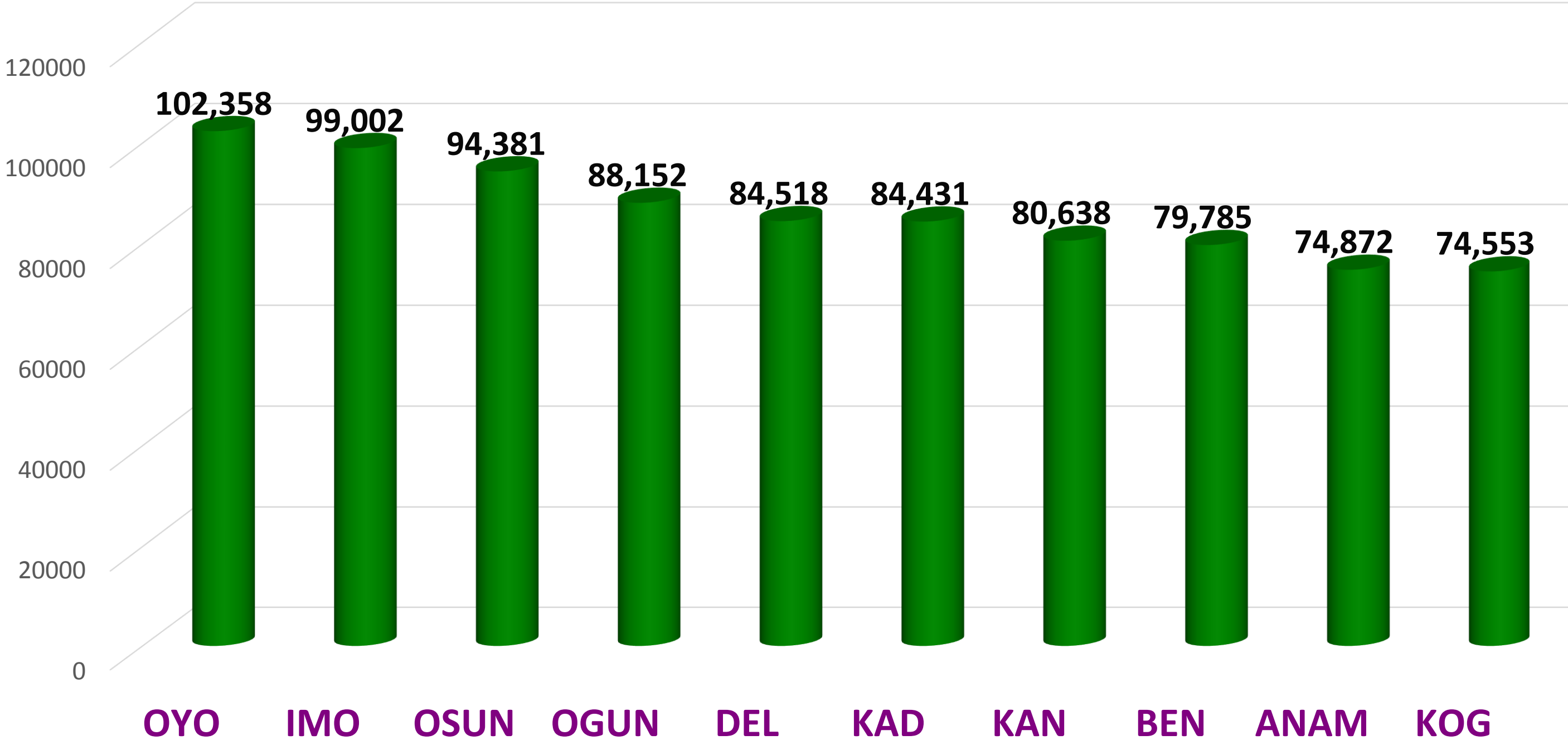
GRAPHICAL REPRESENTATION OF 2019 UTME APPLICATION STATISTICS BY STATE OF ORIGIN



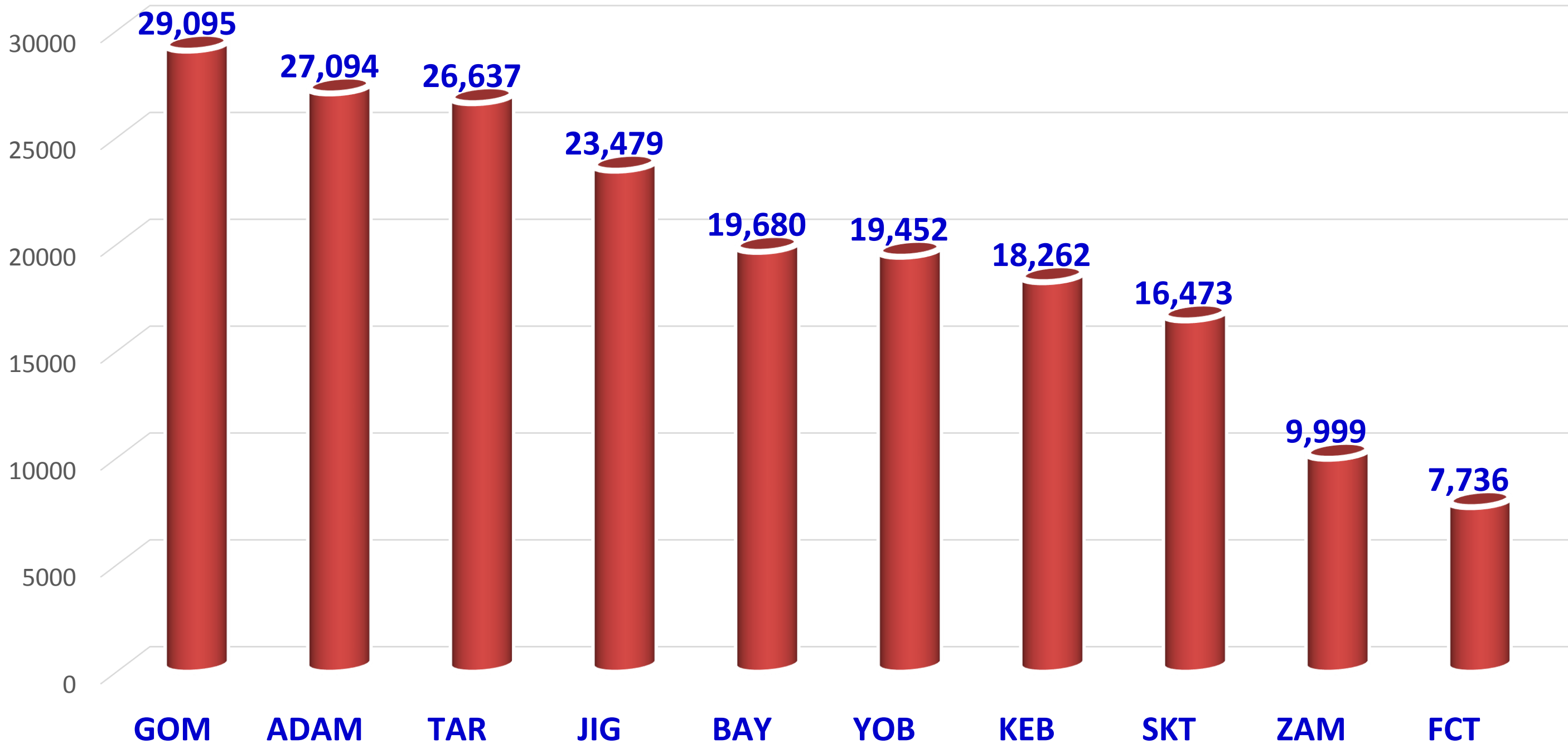
GRAPHICAL REPRESENTATION OF 2019 UTME APPLICATION STATISTICS BY STATE OF ORIGIN & GENDER



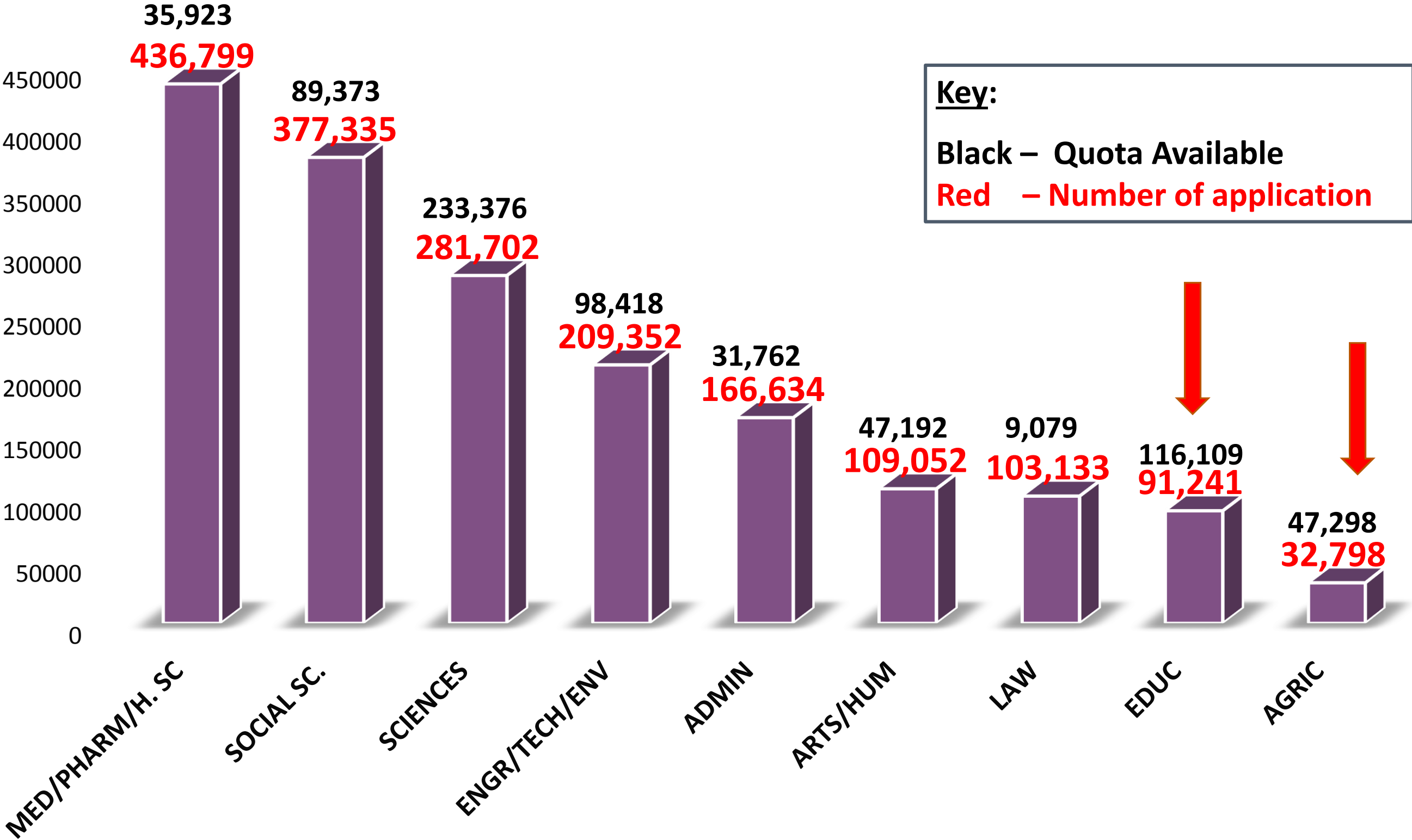
2019 UTME APPLICATION STATISTICS BY STATE OF ORIGIN (TOP TEN)



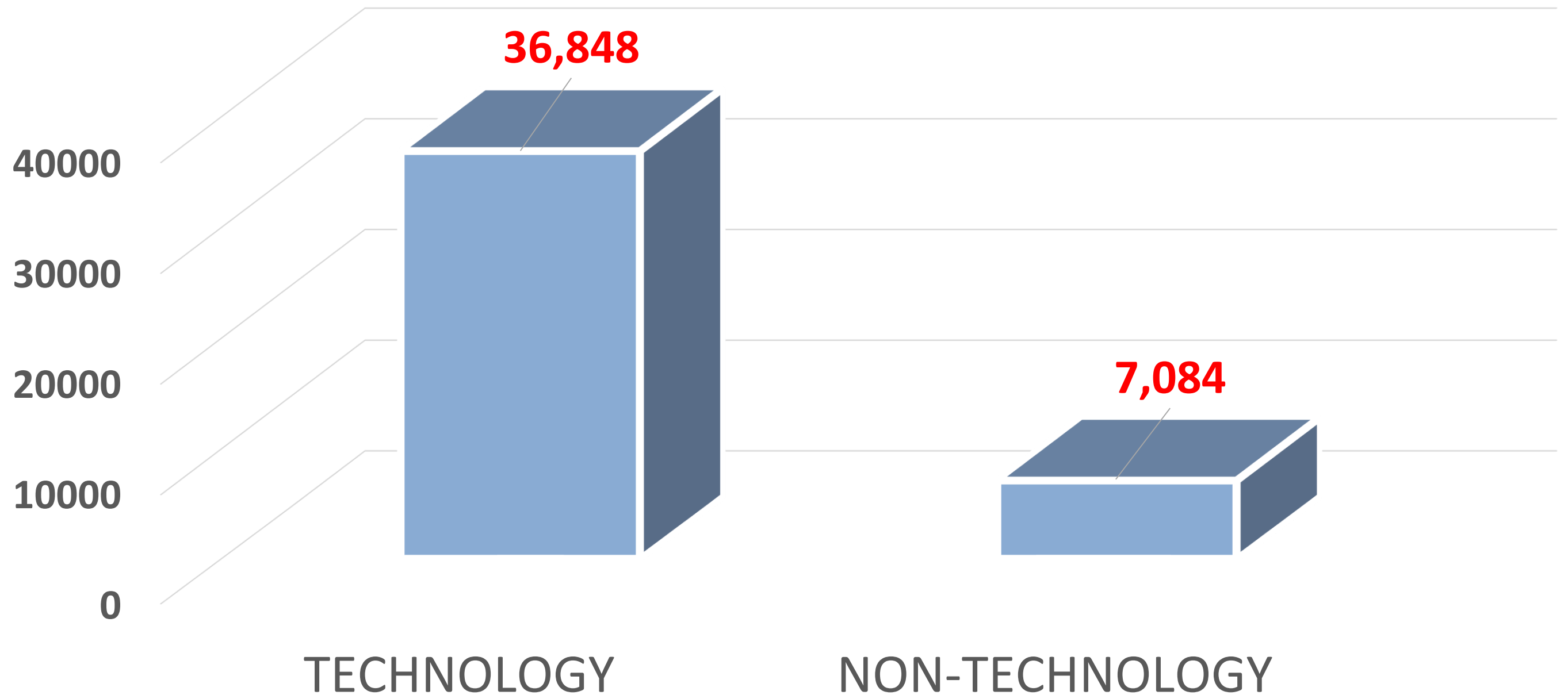
2019 UTME APPLICATION STATISTICS BY STATE OF ORIGIN (LOWEST TEN)



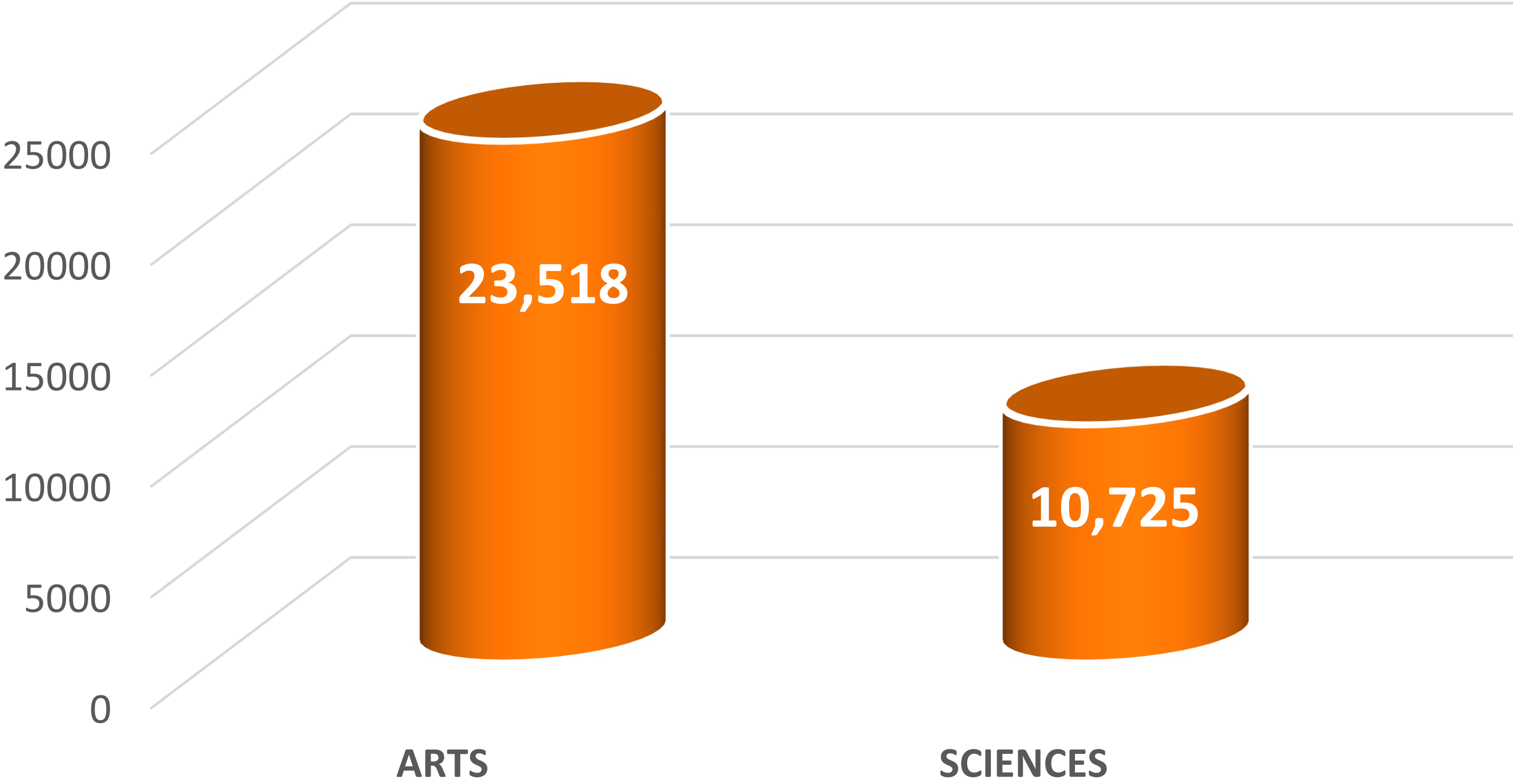
2019 UTME APPLICATION STATISTICS BY FACULTY (DEGREE)



**2019 UTME APPLICATION STATISTICS BY
TECHNOLOGY AND NON-TECHNOLOGY BASED COURSES
(POLYTECHNICS/MONOTECHNICS/IEI's) – FIRST CHOICE**



**2019 UTME APPLICATION STATISTICS BY
SCIENCE AND ARTS BASED COURSES
(COLLEGES OF EDUCATION): FIRST CHOICE**



2019 UTME APPLICATION STATISTICS BY INSTITUTION
TOP TEN INSTITUTIONS –
(ALL UNIVERSITIES) – FIRST CHOICE

2019 POSITION	INSTITUTIONS	TOTAL NUMBER OF APPLICATIONS	PERCENTAGE (%)	2018 POSITION	2017 POSITION	2016 POSITION
1 ST	University of Ilorin, Ilorin, Kwara State	108,912	5.77	1 ST	1 st	1 ST
2 ND	Ahmadu Bello University, Zaria, Kaduna State	81,397	4.31	2 ND	2 ND	3 RD
3 RD	University of Benin, Benin City, Edo State	78,741	4.17	3 RD	3 RD	2 ND
4 TH	University of Nigeria Nsukka, Enugu State	77,290	4.10	4 TH	4 th	4 TH
5 TH	University of Lagos, Lagos State	74,713	3.96	5 TH	5 th	7 TH
6 RD	Bayero University, Kano, Kano State	72,436	3.84	6 RD	6 th	5 TH
7 TH	University of Ibadan, Ibadan, Oyo State	63,378	3.36	9 TH	7 th	8 TH
8 TH	Obafemi Awolowo University, Ile-ife, Osun State	56,895	3.02	7 TH	9 th	9 TH
9 TH	Nnamdi Azikiwe University, Awka, Anambra State	56,327	2.99	8 TH	8 th	6 th
10 TH	University of Jos, Jos, Plateau State	51,053	2.71	10 TH	10 th	10 th

2019 UTME APPLICATION STATISTICS BY INSTITUTION
TOP TEN INSTITUTIONS-
(ALL COLLEGES OF EDUCATION) - FIRST CHOICE

2019 POSITION	INSTITUTIONS	TOTAL NUMBER OF APPLICATIONS	PERCENTAGE (%)	2018 POSITION	2017 POSITION	2016 POSITION
1 ST	Federal College of Education, Zaria	3,770	0.20	1 ST	1 st	1 st
2 ND	Saadatu Rimi College of Education, Kumbotso, Kano	3,731	0.20	Not In Top Ten	Not In Top Ten	Not In Top Ten
3 RD	College of Education, Akwanga	2,431	0.13	3 RD	3 rd	5 TH
4 th	Federal College of Education (Tech.), Potiskum	2,257	0.12	2 nd	2 nd	3 RD
5 th	College of Education, Gidan-Waya	2,214	0.12	7 TH	NOT IN TOP TEN	4 th
6 th	Isa Kaita College of Education, Dutsinma	2,179	0.12	9 TH	Not In Top Ten	Not In Top Ten
7 th	Federal College of Education, Kano	1,974	0.10	5 TH	10 th	10 th
8 th	Federal College of Education, Katsina, Katsina State	1,889	0.10	Not In Top Ten	Not In Top Ten	Not In Top Ten
9 TH	Federal College of Education (Tech.), Gombe	1,771	0.09	6 TH	4 th	6 th
10 TH	Aminu Saleh College of Education, Azare	1,350	0.07	4 TH	5 th	2 nd

2019 UTME APPLICATION STATISTICS BY INSTITUTION
TOP TEN INSTITUTIONS-
(ALL POLYTECHNICS/MONOTECHNICS) – FIRST CHOICE

2019 POSITION	INSTITUTIONS	TOTAL NUMBER OF APPLICATIONS	PERCENTAGE (%)	2018 POSITION	2017 POSITION	2016 POSITION
1 st	Kaduna Polytechnic, Kaduna	3,529	0.19	6 TH	3 rd	4 TH
2 nd	Ramat Polytechnic, Maiduguri	3,047	0.16	Not in Top Ten	Not in Top Ten	Not in Top Ten
3 rd	Federal Polytechnic, Ilaro	2,891	0.15	2 ND	1 ST	2 nd
4 th	Federal Polytechnic, Offa	2,843	0.15	3 RD	2 nd	1 st
5 th	Yaba College of Technology, Yaba	2,287	0.12	1 ST	Not in Top Ten	Not in Top Ten
6 th	Federal Polytechnic, Nekede	1,660	0.09	10 TH	9 TH	Not in Top Ten
7 th	Nuhu Bamali Polytechnic, Zaria	1,611	0.09	Not in Top Ten	Not in Top Ten	Not in Top Ten
8 th	The Polytechnic, Ibadan	1,574	0.08	4 TH	Not in Top Ten	Not in Top Ten
9 th	Federal Polytechnic, Ede	1,502	0.08	5 TH	4 th	3 rd
10 th	Kwara State Polytechnic, Ilorin	1,441	0.08	8 TH	6 TH	7 th

2019 UTME APPLICATION STATISTICS BY INSTITUTION

TOP TEN INSTITUTIONS-

(INNOVATION ENTERPRISE INSTITUTION- IEIs) – FIRST CHOICE

S/N	INSTITUTIONS	TOTAL NUMBER OF APPLICATIONS
1	Aflon Digital Institute, Abuja	38
2	PEFTI Film Institute, Lagos, Lagos State	33
3	Nigerian Television Authority, Television College, Jos, Plateau State	24
4	National Film Institute, Jos, Plateau State	23
5	UNICEM Community. Dev. Initiative Train. Inst. Mfamosing, Cross River State	17
6	Ibrahim Shehu Shema ICT and Business Institute, Katsina	14
7	Afrihub ICT Institute, Abuja	14
8	Maurid Institute of Mgt And Tech, Mbiaso, Akwa Ibom State	13
9	Kaduna Business School, Kaduna, Kaduna State	13
10	Complete Computers And Tech Inst, Benin, Edo State	13



2019 EXAMINATION

Mock Examination

as usual

The 3rd in the Series

to identify problems that might arise during the main examinations

to test the new systems introduced in deploying the CBT examination

to allow candidates familiarise themselves with the new software and test their level of preparedness

The Board conducted the 3rd mock examination on Monday, 1st April, 2019

MAIN EXAMINATION



The main examination was conducted throughout the Federation

Thursday, 11th - Thursday, 18th April, 2019

2019 UTME Foreign Centres

consolidating real-time CBT.... exam deployed live from JAMB HQ, Abuja

Benin Republic

Cameroun

Cote D' Ivoire

Ghana

Saudi Arabia

South Africa

United Kingdom

PROHIBITED ITEMS DURING EXAMINATION

ITEMS	ITEMS
Watches	Recorders
Pen/Biro	Microphones
Mobile Phones or Similar Electronic Devices	Ear Pieces
Spy Reading Glasses Should Be Scrutinized	Ink/Pen Readers
Calculators or Similar Electronic Devices	Smart Lenses
USB, CD, Hard Disks & Similar Storage Devices	Smart Rings/Jewellery
Books or any Reading/Writing Material	Smart Buttons
Cameras	Bluetooth Devices
ATM Cards	Key Holders
Erasers	

**EXAMINATION
MONITORING**

**ALL INCLUSIVENESS:
2019 UTME Monitoring System**



Again, we thank you

for all your efforts, time and valuable contributions most especially commitment from our institutions

EXAMINATION MONITORING

ALL INCLUSIVENESS:

**Remote Network Monitoring of Computers in
CBT Centres**

THE PROBLEM



Deliberate movement of candidates from one computer to the other during the examination to indulge in examination malpractice

THE WAYOUT

- ✓ **We installed a software during accreditation on all the computers to be used by the CBT centres during the examination**
- ✓ **This allowed us to monitor all activities going on at the centre on a real time basis**

EXAMINATION MONITORING

ALL INCLUSIVENESS:
Use of 9 Keys

The 9 Keys (Reminder!!!)

A, B, C, D

**Candidates press
the letters **A,B,C,D**
for responses
(answers) to
questions**

P, N, S, R, Y

P = Previous question

N = Next question

S = Submit responses
when candidate has finished
examination

R = Reverse (do not intend to go
further to submit again)

Y = **To confirm submission (intend
to go further to submit again
after pressing S)**

*This has solved complain by any candidate who claimed s/he mistakenly
pressed letter [S] twice & that ended his/her session*

ALL INCLUSIVENESS: BLIND CANDIDATES

Many of them have not been exposed to the relevant technology in their various schools

CONDUCT OF 2019 UTME FOR THE BLIND CANDIDATES

**An abridged approach was
used**

All prospective blind candidates
were invited to **5 centres** in the
country for special assessment



2019 UTME APPLICATION STATISTICS BY STATE OF EXAMINATION

(States Where Candidates Sat for the Examination in Order of Number of Candidates)

S/N	STATE	Total Number of Candidates	% (No. of Candidates)	No. of CBT Centres	% of CBT Centres
1	Lagos	254,444	13.49	75	10.90
2	Kaduna	110,035	5.83	36	5.23
3	Oyo	90,463	4.80	32	4.65
4	Kano	88,533	4.69	32	4.65
5	Ogun	87,669	4.65	38	5.52
6	FCT	74,215	3.93	22	3.20
7	Nasarawa	69,955	3.71	26	3.78
8	Rivers	68,175	3.61	17	2.47
9	Plateau	63,210	3.35	18	2.62
10	Kwara	61,051	3.24	20	2.91

2019 UTME APPLICATION STATISTICS BY STATE OF EXAMINATION

(States Where Candidates Sat for the Examination in Order of CBT Ctrs) cont'd

S/N	STATE	Total Number of Candidates	% (No. of Candidates)	No. of CBT Centres	% of CBT Centres
11	Delta	59,271	3.14	25	3.63
12	Edo	55,356	2.93	26	3.78
13	Imo	48,547	2.57	22	3.20
14	Enugu	48,367	2.56	24	3.49
15	Osun	48,074	2.55	23	3.34
16	Benue	47,994	2.54	12	1.74
17	Ondo	47,553	2.52	17	2.47
18	Abia	46,028	2.44	19	2.76
19	Anambra	44,607	2.36	27	3.92
20	Akwa Ibom	44,236	2.34	14	2.03
21	Niger	43,128	2.29	16.26667	2.36

2019 UTME APPLICATION STATISTICS BY STATE OF EXAMINATION

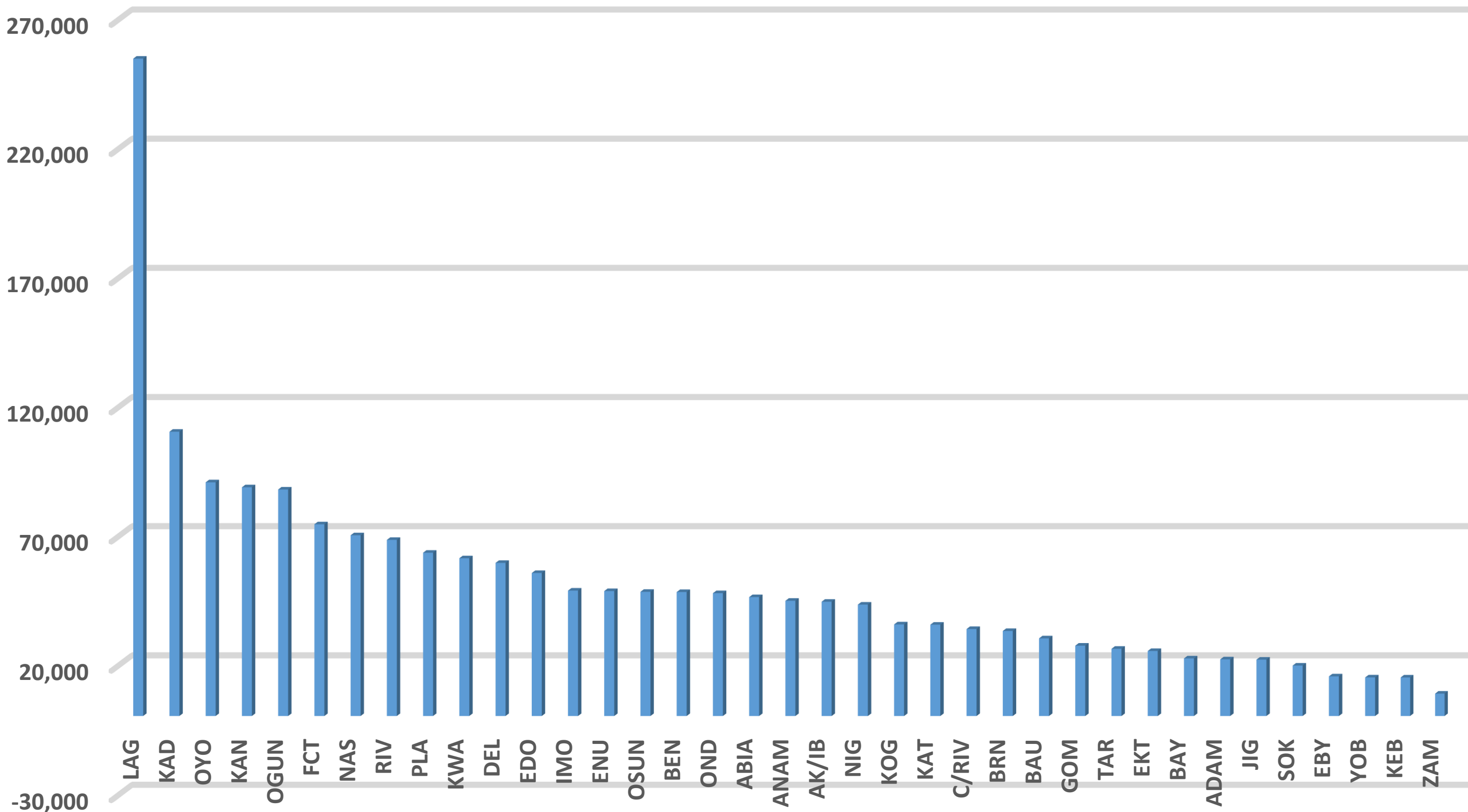
(States Where Candidates Sat for the Examination in Order of CBT Ctrs) cont'd

S/N	STATE	Total Number of Candidates	% (No. of Candidates)	No. of CBT Centres	% of CBT Centres
22	Kogi	35,463	1.88	10	1.45
23	Katsina	35,354	1.87	11	1.60
24	Cross River	33,675	1.79	10	1.45
25	Borno	32,915	1.74	7	1.02
26	Bauchi	30,054	1.59	12	1.74
27	Gombe	27,237	1.44	13	1.89
28	Taraba	26,026	1.38	8	1.16
29	Ekiti	25,166	1.33	9	1.31
30	Bayelsa	22,296	1.18	11	1.60
31	Adamawa	21,929	1.16	10	1.45

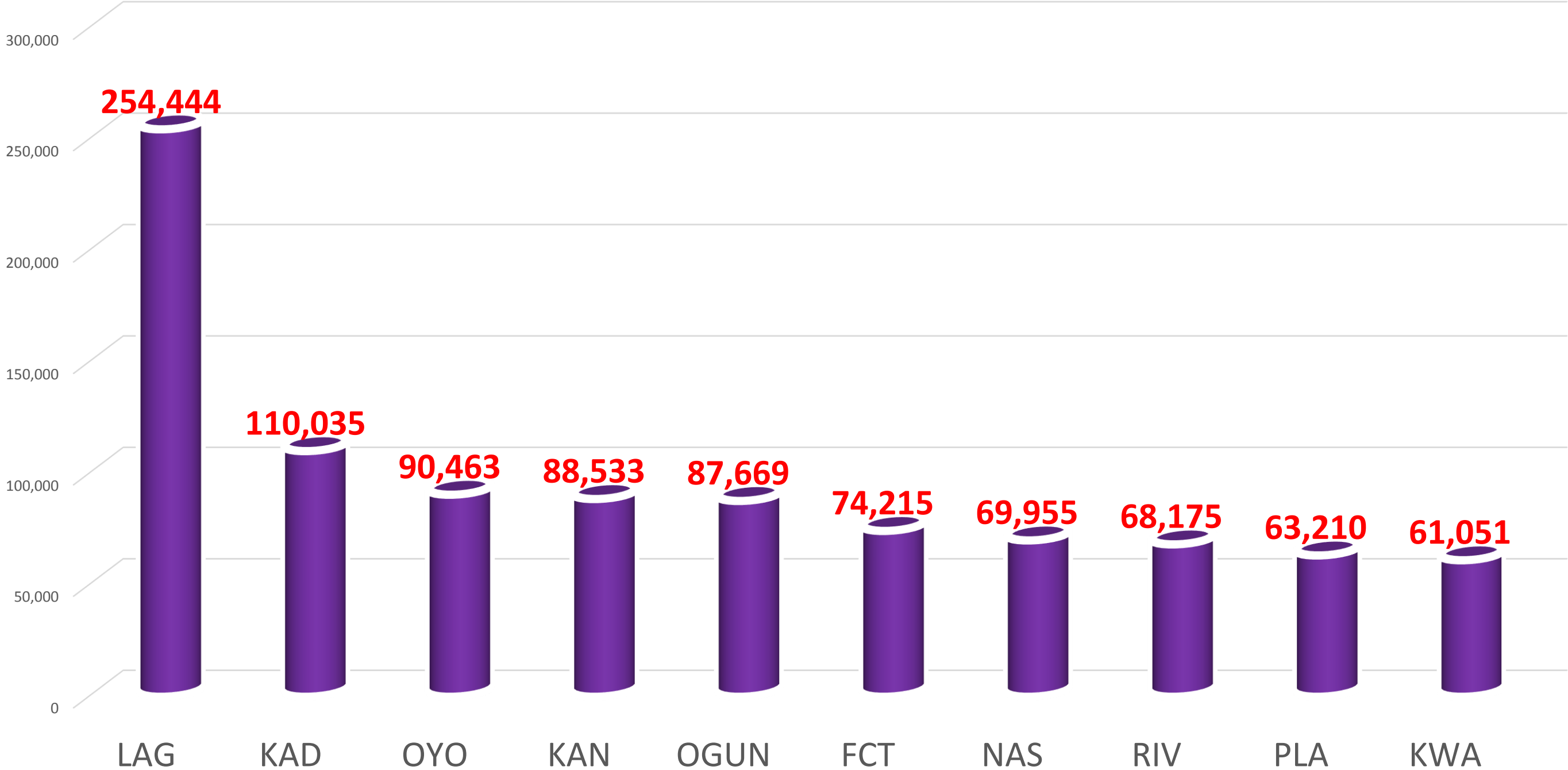
2019 UTME APPLICATION STATISTICS BY STATE OF EXAMINATION
(States where Candidates Sat for the Examination in Order of CBT Ctrs) cont'd

S/N	STATE	Total Number of Candidates	% (No. of Candidates)	No. of CBT Centres	% of CBT Centres
32	Jigawa	21,823	1.16	9	1.31
33	Sokoto	19,531	1.04	8	1.16
34	Ebonyi	15,345	0.81	8	1.16
35	Yobe	14,932	0.79	7	1.02
36	Kebbi	14,907	0.79	6	0.87
37	Zamfara	8,657	0.46	7	1.02

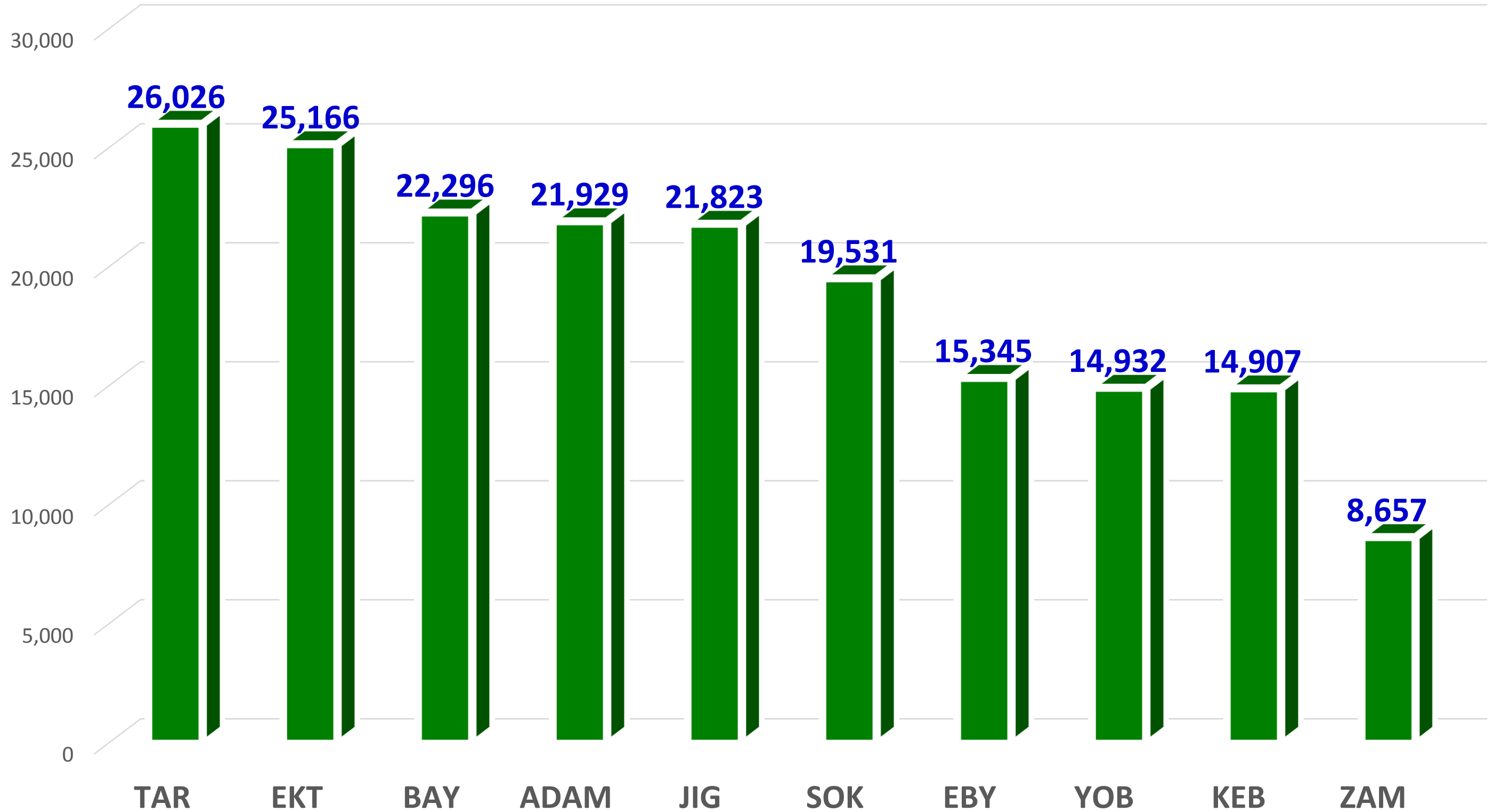
GRAPHICAL REPRESENTATION OF 2019 UTME APPLICATION STATISTICS BY STATE OF EXAMINATION



2019 UTME APPLICATION STATISTICS BY STATE OF EXAMINATION (TOP TEN)



2019 UTME APPLICATION STATISTICS BY STATE OF EXAMINATION (LOWEST TEN)



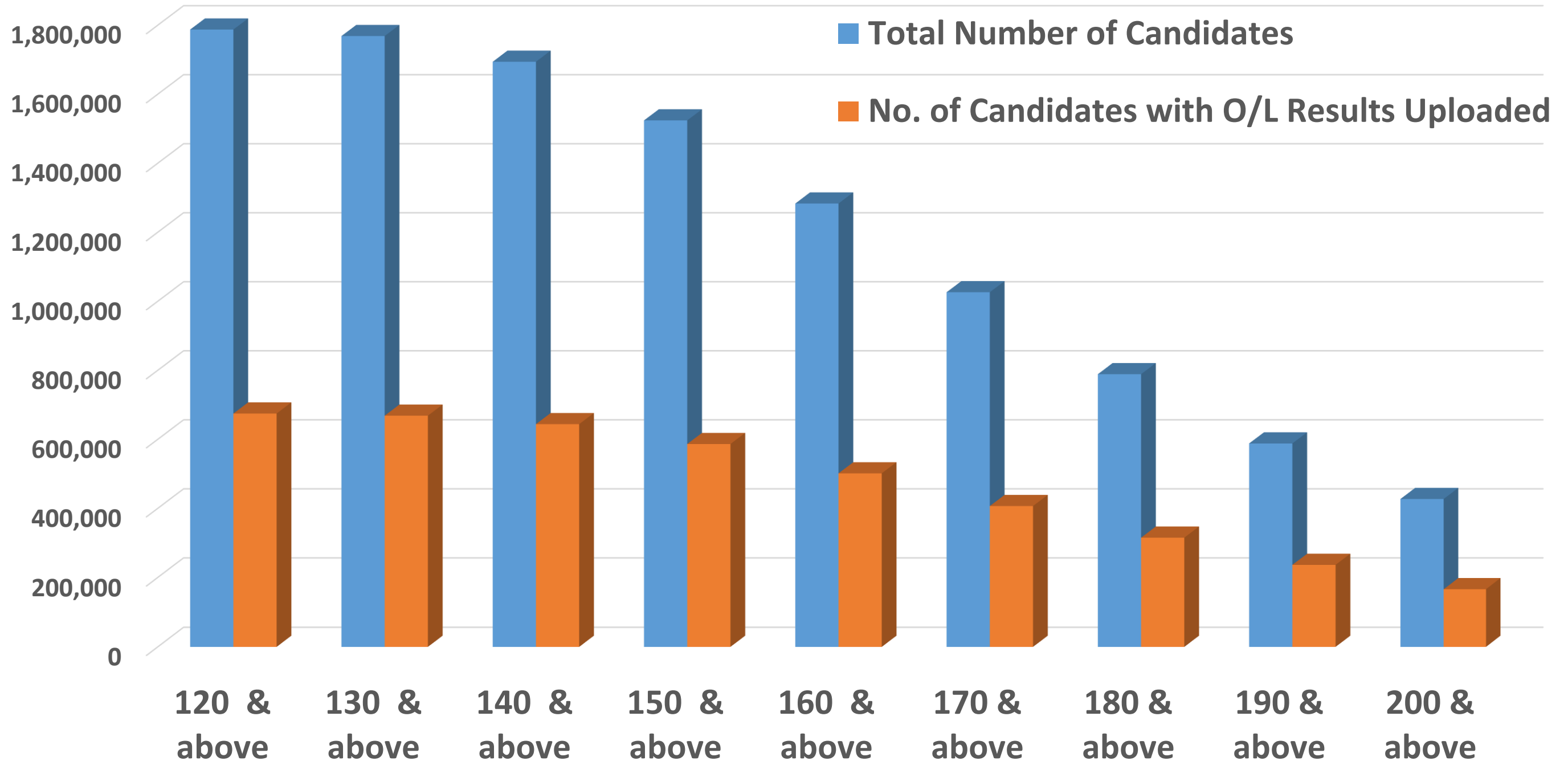


2019 UTME RESULTS

2019 UTME CUMMULATIVE PERFORMANCE STATISTICS

	A	B	C	D	E
S/ N	Cum. Range	Total Number of Candidates	Total No. of Candidates with O/L Results Uploaded	(%) of C to B	Number of Awaiting Results
1	200 & above	427,156	166,073	38.88	261,083
2	190 & above	588,038	236,318	40.19	351,720
3	180 & above	788,817	315,116	39.95	473,701
4	170 & above	1,026,242	406,691	39.63	619,551
5	160 & above	1,283,259	501,468	39.08	781,791
6	150 & above	1,524,127	586,394	38.47	937,733
7	140 & above	1,694,048	643,988	38.01	1,050,060
8	130 & above	1,768,524	668,579	37.80	1,099,945
9	120 & above	1,787,368	674,779	37.75	1,112,589

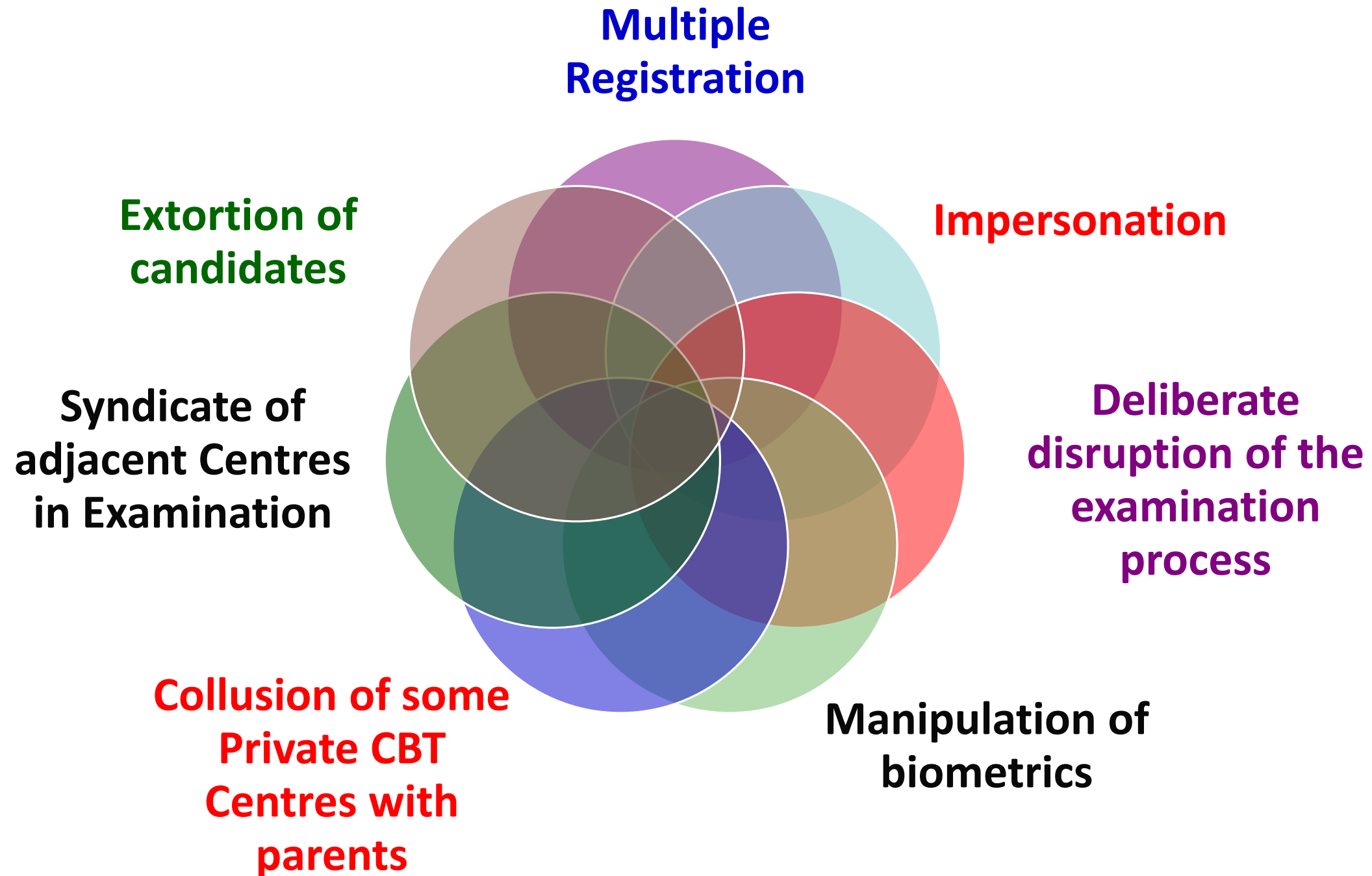
GRAPHICAL REPRESENTATION OF 2019 UTME CUMMULATIVE PERFORMANCE STATISTICS



STATISTICS ON UTME (2019 Vs 2018)

A		B		C		D	
S/N	ITEM	2018 UTME	2019 UTME			%	Difference of C to B
A	Period of Registration	2 months	6 weeks			-25.00	
B	Number of Centres Used	598	688			15.01	
C	Total Number of Applications (Registration)	1,653,127	1,886,509			14.12	
D	Total Number of Candidates who sat for the Examination	1,615,611	1,826,839			13.07	
E	Results Processed	1,606,311	1,839,698			0.15	
F	Absentees	37,516	59,667			59.04	
G	Visually impaired candidates	315	372			19.00	
H	Total Number of Examination Malpractice Cases detected	280	16,586			?????	

STRATEGIES OF MALPRACTICE



2019/2020
ADMISSION IN FOCUS



CENTRAL ADMISSION PROCESSING SYSTEM (CAPS)

CAPS is being used as vehicle for all admissions since its introduction during the 2017/2018 admissions exercise after series of engagements with Stakeholders. The 2018/2019 admission wasn't an exception either

.....Capacity Building Sessions were organised (including webinar) for the institutions & JAMB staff



....on CAPS

CAPS PROMISES & FULFILMENT

- Restored autonomy to the Institutions with regards to Admission process
- Transparency, openness & accountability in the admission process
- Market place to source for candidates
- Involvement of candidates in the admission process



...and the



of CAPS is being

CAPS PROCESS



No admission can be initiated from JAMB, it must come from the institutions

**CONDONEMENT OF
CLAIM OF
PREVIOUSLY
ILLEGITIMATE
ADMISSION
WITHOUT JAMB
REGISTRATION
NUMBER**

..... more revelations of infractions

Condonement of Claim of Previously Illegitimate Admission Without JAMB Registration Number

REVELATION

Candidates who earlier sat for the UTME in the past apply for condonement of illegitimate admission to be able to have **a new date of birth & name'** for the purpose of participation in National Service

SOLUTION

- ✓ Backend programme detects such candidates and approvals not granted
- ✓ The list of such candidates & institutions are being compiled
- ✓ The Board will soon prosecute the candidates & the institutions (including its Heads) for such application

..... cases from Taraba State University & Kwara University, Wukari

NEED FOR REVIEW OF ADMISSION CRITERIA

reminder!!!

CAPS REVEALED

More poignantly the need to review the formula to make our institutions more National (as envisaged in the inclusion of Catchment Area in the criteria – which has been so abused)

Admission needs to be

- ✓ International (inclusion of foreign candidates)
- ✓ More inclusive (inclusion of special needs candidates)
- ✓ more realistic (restoring and recognising some Discretionary Admissions)
- ✓ Nationalisation of localised National Institutions

A new formula is long overdue to be proposed to the National Council on Education

2019 ADMISSION TIMELINES AND CALENDARS



✓ JAMB & Tertiary Institutions are to ensure that Admissions periods are sacrosanct and must be followed and adhered to

✓ 1st choice admissions must be done during the period earmarked for 1st choice



✓ other choices must be processed during the timelines set out for them

2019 ADMISSION TIMELINES AND CALENDARS (cont'd)



- ✓ JAMB would communicate Admissions Programmes, Calendars & Timetables to Tertiary Institutions immediately after this Policy Meeting
- ✓ At the end of the 1st choice period, **all candidates not admitted would be pulled out** of the institutions' platform on CAPS & be made available to other willing institutions
- ✓ Any candidate who has chosen an institution as 2nd, 3rd or 4th choice does not need any change of choice or payment to JAMB to be considered for admission during the period of the 2nd choice admission

2019 JAMB DOCUMENTS REQUIRED FOR CLEARANCE OF UTME CANDIDATES



Original JAMB Result Slip



JAMB Admission Letter

GO BEYOND THE FACE-VALUE

(Documents required for clearance of Candidates)

- ✓ **No worthwhile Supermarket uses open price tag for calculation at exit point**
- ✓ **Barcode & QR codes are important**



HOW TO DETECT FAKE RESULT SLIPS AND ADMISSIONS LETTERS

1. USING MOBILE APP (Institutions)

- ✓ Download the Mobile App (**JAMB QR SCANNER**) on your phone or similar devices from Google Play Store (scans everything)
- ✓ It will be on Apple Store next week
- ✓ Use it to verify the security features on documents such as name, registration number, institution/course



.....*hands-on demonstration in 5mins*


SAMPLE OF FAKE RESULT SLIP WITH OLD BAR CODE

JAMB 2019 UTME Results Notification

Name: Dada Oluwasunmisiwaju Favour
Reg Number: 97153305FJ
Date of Birth: 3 April, 2004
Origin: Ilesha-West/Osun
Exam No: C63210008
Centre Name: University of Ibadan, ETC Centre, Ibadan, Oyo State


Subject	Score
Use of English	70
Biology	60
Government	52
Christian Religion Knowledge	69

Total Score: 251

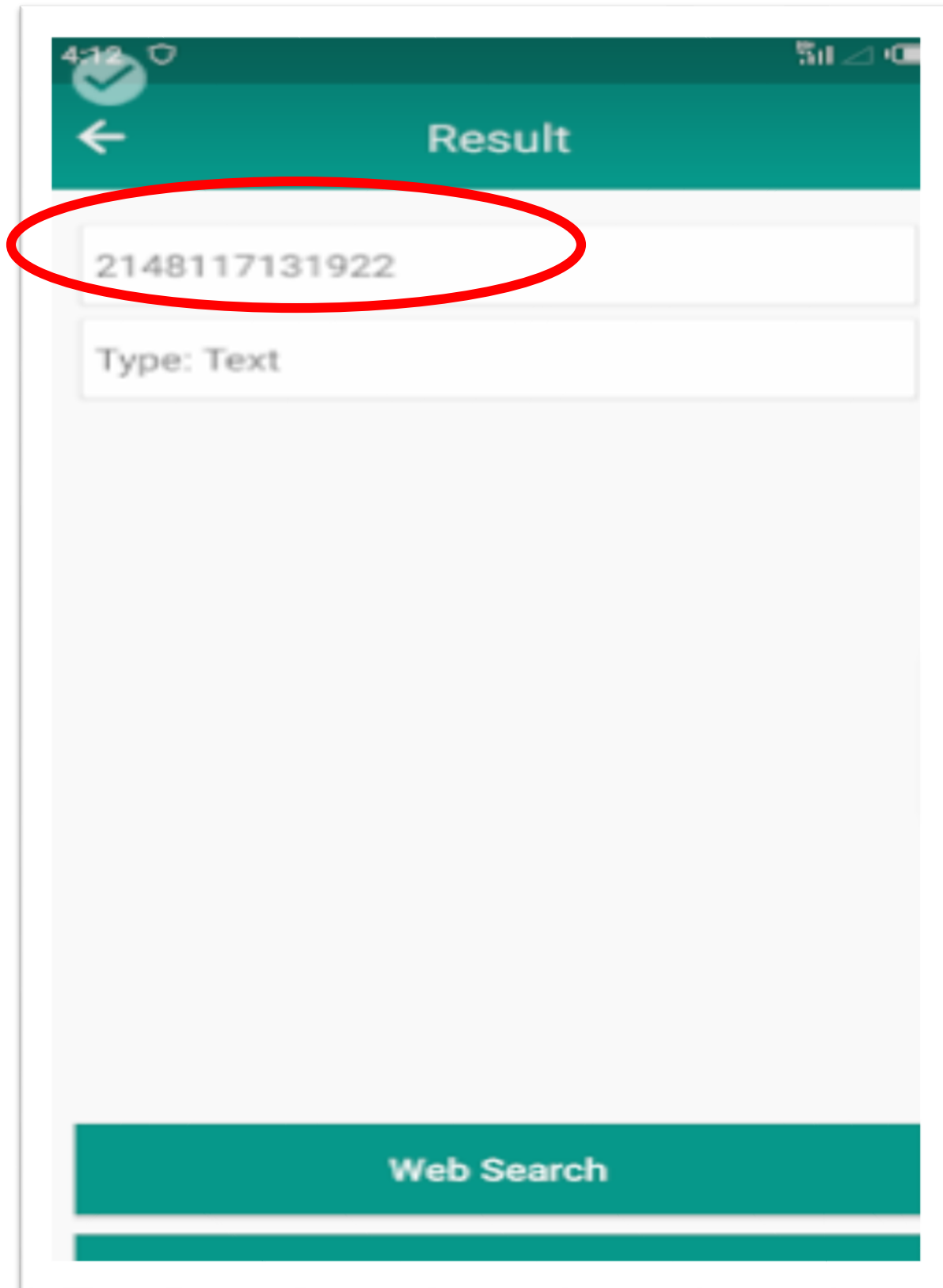


- ✓ Registration number on the Slip **97153305FJ**
- ✓ Dada Oluwasunmisiwaju Favour claimed to have scored **251** on the slip

BAR CODE SCANNING OF 97153305FJ RESULT SLIP



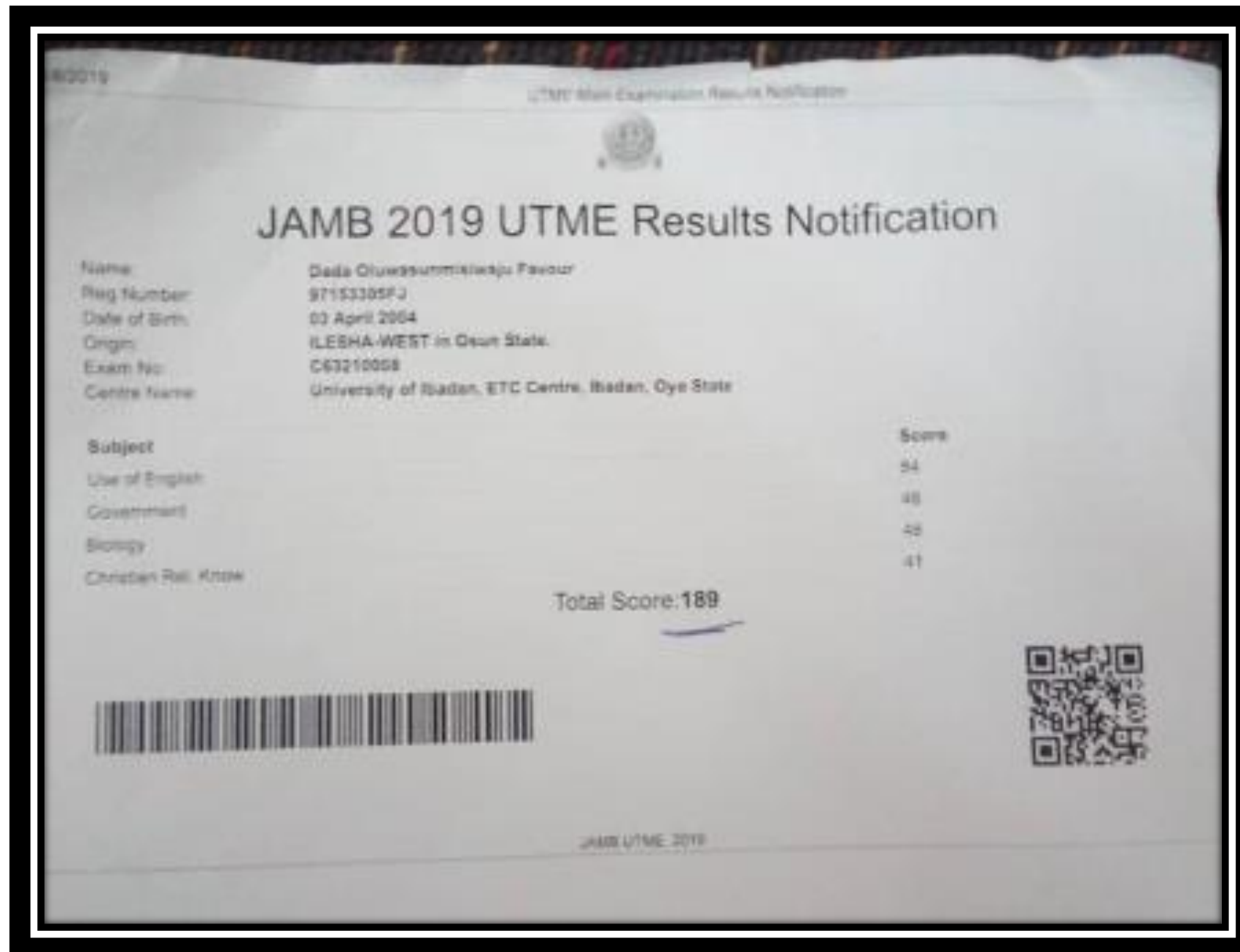
Result of Bar Code Scanning



- ✓ Revealed **2148117131922**
- ✓ Number not only invalid but unknown to JAMB
- ✓ This necessitated the move to QR code scanning which reveals more information

SAMPLE OF REAL RESULT SLIP SHOWING OLD BAR CODE & NEW QR CODE

(Dada Oluwasunmisiwaju Favour)



- ✓ Registration number on Slip **97153305FJ**
- ✓ Dada Oluwasunmisiwaju Favour scores **189** & NOT 251 as earlier claimed

SAMPLE OF ORIGINAL RESULT SLIP SHOWING OLD BAR CODE & NEW QR CODE



JAMB 2019 UTME Results Notification

Name: **Dipo-Ojo Ololade Oluwatamilore**

Reg Number:**96434760GD**

Date of Birth:**05 February 2003**

Origin: **ORIADE in Osun State.**


Exam No: **C42302188**

Centre **Dalware Institute Of Technology, 31-33 Bode Thomas Road, Off Shyllon Str, Palm Groove,Lagos State**


Name: **Center II**

Subject	Score
Use of English	83
Physics	86
Biology	80
Chemistry	88

Total Score:**337**



BAR CODE SCANNING



Result of Bar Code Scanning



96434760GD

Format CODE_39

Type TEXT

Time 10/06/2019 3:44 pm

.....brings out only candidate's Registration Number

SAMPLE OF ORIGINAL RESULT SLIP SHOWING OLD BAR CODE & NEW QR CODE



JAMB 2019 UTME Results Notification

Name: **Dipo-Ojo Ololade Oluwatamilore**

Reg Number:**96434760GD**

Date of Birth:**05 February 2003**

Origin: **ORIADE in Osun State.**

Exam No: **C42302188**

Centre **Dalware Institute Of Technology, 31-33 Bode Thomas Road, Off Shyllon Str, Palm Groove,Lagos State**

Name: **Center II**

Subject	Score
Use of English	83
Physics	86
Biology	80
Chemistry	88


Total Score:**337**



QR CODE SCANNING



Result of QR Code Scanning



The screenshot displays the JAMB logo at the top center, which includes a torch and the text "JOINT ADMISSION AND MATRICULATION BOARD" and "SERVICE AND INTEGRITY". Below the logo, the text "JOINT ADMISSIONS AND MATRICULATION BOARD" is written in green, with the tagline "...enhancing Academic Excellence" in red below it. The background of the top section is a light green silhouette of a person's head.

Name: Dipo-Ojo Ololade Oluwatamilore

Reg Num: 96434760GD

Score: 337

[GO BACK HOME](#)

- ✓ Brings out candidate's name, registration number & score
- ✓ This is preferred

HOW TO DETECT FAKE RESULT SLIPS AND ADMISSION LETTERS (cont'd)

2. Using Security Features

- ✓ Barcode bearing vital information has been placed on the 2 documents
- ✓ Online payment reference number has been reflected on the 2 documents
- ✓ Registration number placed as water mark across the 2 documents



HOW TO DETECT FAKE RESULT SLIPS AND ADMISSION LETTERS (cont'd)

3. USING CAPS

- ✓ **For those who have not printed each of the 2 documents will have the following message displayed on their screen when viewed:**
 - **Result slip not yet printed. Any Result Slip presented is therefore fake**
 - **Admission Letter not yet printed. Any Admission Letter presented is therefore fake**

- ✓ **For those who have printed each of the 2 documents will have the following message displayed on their screen when viewed:**
 - **Original Result Slip Printed**
 - **Original Admissions Letter Printed**

USING MOBILE APP BY CANDIDATES



Candidates can download the Mobile App (**CAPSMOBILE**) on their phones or similar devices from Google Play Store to access CAPS to:

Accept/Reject admission

Accept/Reject Market Place offer

Check Admission Status

Check Matriculation Status

NOTIFICATION OF ADMISSION THROUGH SMS

Candidates notification of admissions through SMS now upgraded with new features and commitment

Institution to pay for bulk SMS services through online payment platform

Admission Officer enters the number of SMS services credits the institution wants to buy

Amount payable is calculated by the system, log the transaction and transfers access to payment gateway

SMS credit of the institution will only be for communication with candidates



ADDITIONAL FEATURES ON CAPS

ADDITIONAL FEATURES ON CAPS

Movement of Candidates

Before a candidate can be moved or transferred to another programme, they would be transfer alert (**notification from CAPS**) to the candidate to either accept or reject the movement

If s/he presses YES, s/he moved to the new programme & **MUST** be admitted

At the point of Acceptance, s/he would be notified to do change of programme to be able to print his/her admission letter

If s/he presses NO or SILENT (no response), the candidate remains & cannot be moved anywhere

ACT of JAMB Section 5(1)(c)(iii) “the preferences expressed or otherwise indicated by candidates for certain tertiary institutions and courses”

ADDITIONAL FEATURES ON CAPS (cont'd)

Availability of date of upload of O' level credentials by candidates

Availability of date cut-off

All institutions MUST provide date of commencement of admission

Cut off date & Admission exercise can't be earlier than 20th August, 2019

No institution would be able to finalise admission exercise until after cut-off date

ADDITIONAL FEATURES ON CAPS (cont'd)



No institution would be able to move candidates into merit level unless ALL positive candidates above him/her are admitted either by merit, catchment or ELDS

After upload of O' level by a candidate, any admission to be done MUST consider him/her



If any institution request for opening of change for programme or institution, it MUST consider all the candidates who have uploaded

PUBLISHING ADMISSION CUT-OFF DATE

JAMB will henceforth publish cut-off dates of all institutions to guide candidates and general public



ADMISSION OF OTHER CANDIDATES

(Reminder on Non-UTME candidates)

Candidates of **Distance Learning, Part-Time, Outreach, Sandwich, etc** programmes (not required to take the **UTME**) but ought to be processed through **JAMB** just as the **DE** candidates are processed



2020/2021 JAMB BROCHURE REVIEW

(Using IBASS)

- ✓ Now automated and electronic-online through IBASS (**Integrated Brochure & Syllabus System**)
- ✓ Access point: ***ibass.jamb.gov.ng***
- ✓ Each institutions has secured access credentials it will collect through its registered e-mail address on CAPS
- ✓ Each institution views its present requirements & makes online request for amendment, deletion or addition on the platform
- ✓ All approved requests would be communicated vide the platform provided it is within the approved guidelines of the respective Regulatory Agencies (**NUC, NBTE or NCCE**)

2019/2020 JAMB BROCHURE REVIEW

(Using IBASS cont'd)

It has eligibility checker:

- To assist candidates to match their requirements with programmes in an institution

WAIVERS FOR ADMISSION



advantage

- ✓ JAMB received requests for lowering of minimum scores from institutions as a waiver to allow candidates to be admitted through CAPS
- ✓ Institutions should take advantage of IBASS
- ✓ Make a realistic requests including UTME subjects combination & O' level credit passes
- ✓ Remedial students must also have minimum institutional score
- ✓ Head of institutions or Registrars should personally make such requests

WAIVERS FOR ADMISSION

Example of Unrealistic Request

A University requested JAMB to **totally waive the consideration of UTME** subject combinations for candidates seeking admission to the University but to rely only on overall score only



Conclusion

With benefit
of history, the
future should
be better

Thank
you

All images are google images